

CEN

CWA 16926-18

WORKSHOP

December 2022

AGREEMENT

ICS 35.200; 35.240.15; 35.240.40

English version

**Extensions for Financial Services (XFS) interface
specification Release 3.50 - Part 18: Item Processing
Module Device Class Interface - Programmer's Reference**

This CEN Workshop Agreement has been drafted and approved by a Workshop of representatives of interested parties, the constitution of which is indicated in the foreword of this Workshop Agreement.

The formal process followed by the Workshop in the development of this Workshop Agreement has been endorsed by the National Members of CEN but neither the National Members of CEN nor the CEN-CENELEC Management Centre can be held accountable for the technical content of this CEN Workshop Agreement or possible conflicts with standards or legislation.

This CEN Workshop Agreement can in no way be held as being an official standard developed by CEN and its Members.

This CEN Workshop Agreement is publicly available as a reference document from the CEN Members National Standard Bodies.

CEN members are the national standards bodies of Austria, Belgium, Bulgaria, Croatia, Cyprus, Czech Republic, Denmark, Estonia, Finland, France, Germany, Greece, Hungary, Iceland, Ireland, Italy, Latvia, Lithuania, Luxembourg, Malta, Netherlands, Norway, Poland, Portugal, Republic of North Macedonia, Romania, Serbia, Slovakia, Slovenia, Spain, Sweden, Switzerland, Türkiye and United Kingdom.



EUROPEAN COMMITTEE FOR STANDARDIZATION
COMITÉ EUROPÉEN DE NORMALISATION
EUROPÄISCHES KOMITEE FÜR NORMUNG

CEN-CENELEC Management Centre: Rue de la Science 23, B-1040 Brussels

© 2022 CEN All rights of exploitation in any form and by any means reserved worldwide for CEN national Members.

Ref. No.:CWA 16926-18:2022 E

Table of Contents

European Foreword.....	4
1. Introduction.....	8
1.1 Background to Release 3.50	8
1.2 XFS Service-Specific Programming	8
2. Item Processing Module	10
2.1 Devices with a Stacker	12
2.1.1 Automatic Accept/Refuse	12
2.1.2 Application Controlled Accept/Refuse	12
2.2 Device without a Stacker.....	14
2.2.1 Multi-Feed Devices without a Stacker	14
2.2.2 Single-Feed Devices.....	14
3. References	15
4. Info Commands	16
4.1 WFS_INF_IPM_STATUS	16
4.2 WFS_INF_IPM_CAPABILITIES.....	23
4.3 WFS_INF_IPM_CODELINE_MAPPING	31
4.4 WFS_INF_IPM_MEDIA_BIN_INFO	32
4.5 WFS_INF_IPM_TRANSACTION_STATUS	35
4.6 WFS_INF_IPM_MEDIA_BIN_CAPABILITIES	39
5. Execute Commands	41
5.1 WFS_CMD_IPM_MEDIA_IN	41
5.2 WFS_CMD_IPM_MEDIA_IN_END.....	46
5.3 WFS_CMD_IPM_MEDIA_IN_ROLLBACK.....	49
5.4 WFS_CMD_IPM_READ_IMAGE	51
5.5 WFS_CMD_IPM_SET_DESTINATION	56
5.6 WFS_CMD_IPM_PRESENT_MEDIA.....	57
5.7 WFS_CMD_IPM_RETRACT_MEDIA.....	59
5.8 WFS_CMD_IPM_PRINT_TEXT	61
5.9 WFS_CMD_IPM_SET_MEDIA_BIN_INFO	62
5.10 WFS_CMD_IPM_RESET	63
5.11 WFS_CMD_IPM_SET_GUIDANCE_LIGHT	65
5.12 WFS_CMD_IPM_GET_NEXT_ITEM.....	66
5.13 WFS_CMD_IPM_ACTION_ITEM	68
5.14 WFS_CMD_IPM_EXPEL_MEDIA	70
5.15 WFS_CMD_IPM_GET_IMAGE_AFTER_PRINT	71
5.16 WFS_CMD_IPM_ACCEPT_ITEM	73
5.17 WFS_CMD_IPM_SUPPLY_REPLENISH	74
5.18 WFS_CMD_IPM_POWER_SAVE_CONTROL	75

5.19	WFS_CMD_IPM_SET_MODE.....	76
5.20	WFS_CMD_IPM_SYNCHRONIZE_COMMAND	77
6.	Events.....	78
6.1	WFS_EXEE_IPM_NOMEDIA	78
6.2	WFS_EXEE_IPM_MEDIAININSERTED	79
6.3	WFS_USRE_IPM_MEDIABINTHRESHOLD	80
6.4	WFS_SRVE_IPM_MEDIABININFOCHANGED	81
6.5	WFS_EXEE_IPM_MEDIABINERROR	82
6.6	WFS_SRVE_IPM_MEDIATAKEN.....	83
6.7	WFS_USRE_IPM_TONERTHRESHOLD	84
6.8	WFS_USRE_IPM_SCANNERTHRESHOLD	85
6.9	WFS_USRE_IPM_INKTHRESHOLD	86
6.10	WFS_SRVE_IPM_MEDIADETECTED	87
6.11	WFS_EXEE_IPM_MEDIAPRESENTED	88
6.12	WFS_EXEE_IPM_MEDIAREFUSED	89
6.13	WFS_EXEE_IPM_MEDIADATA	91
6.14	WFS_USRE_IPM_MICRTHRESHOLD	94
6.15	WFS_EXEE_IPM_MEDIAREJECTED	95
6.16	WFS_SRVE_IPM_DEVICEPOSITION	96
6.17	WFS_SRVE_IPM_POWER_SAVE_CHANGE.....	97
6.18	WFS_SRVE_IPM_SHUTTERSTATUSCHANGED	98
7.	Command and Event Flows.....	99
7.1	Devices with Stacker	99
7.1.1	Bunch Media Processing (OK flow)	99
7.1.2	Bunch Media Processing (Some Media Items Returned).....	100
7.1.3	Bunch Media Processing with Errors.....	101
7.1.4	Bunch media processing with Rollback	102
7.1.5	Bunch media processing with Retract	103
7.1.6	Bunch Media Processing - Application Refuse Decision (All OK flow)	103
7.1.7	Bunch Media Processing - Application Refuse Decision (Some items refused).....	104
7.2	Devices without Stacker.....	106
7.2.1	Bunch Media Processing (OK flow)	106
7.2.2	Bunch Media Processing (Some Media Items Returned).....	107
7.2.3	Bunch Media Processing with Errors	108
8.	ATM Mixed Media Transaction Flow – Application Guidelines.....	110
9.	C-Header File	111

European Foreword

This CEN Workshop Agreement has been developed in accordance with the CEN-CENELEC Guide 29 “CEN/CENELEC Workshop Agreements – The way to rapid consensus” and with the relevant provisions of CEN/CENELEC Internal Regulations - Part 2. It was approved by a Workshop of representatives of interested parties on 2022-11-08, the constitution of which was supported by CEN following several public calls for participation, the first of which was made on 1998-06-24. However, this CEN Workshop Agreement does not necessarily include all relevant stakeholders.

The final text of this CEN Workshop Agreement was provided to CEN for publication on 2022-11-18.

The following organizations and individuals developed and approved this CEN Workshop Agreement:

- AURIGA SPA
- CIMA SPA
- DIEBOLD NIXDORF SYSTEMS GMBH
- FIS BANKING SOLUTIONS UK LTD (OTS)
- FUJITSU TECHNOLOGY SOLUTIONS
- GLORY LTD
- GRG BANKING EQUIPMENT HK CO LTD
- HITACHI CHANNEL SOLUTIONS CORP
- HYOSUNG TNS INC
- JIANGSU GUOGUANG ELECTRONIC INFORMATION TECHNOLOGY
- KAL
- KEB A HANDOVER AUTOMATION GMBH
- NCR FSG
- NEXUS SOFTWARE
- OBERTHUR CASH PROTECTION
- OKI ELECTRIC INDUSTRY SHENZHEN
- SALZBURGER BANKEN SOFTWARE
- SECURE INNOVATION
- SIGMA SPA

It is possible that some elements of this CEN/CWA may be subject to patent rights. The CEN-CENELEC policy on patent rights is set out in CEN-CENELEC Guide 8 “Guidelines for Implementation of the Common IPR Policy on Patents (and other statutory intellectual property rights based on inventions)”. CEN shall not be held responsible for identifying any or all such patent rights.

The Workshop participants have made every effort to ensure the reliability and accuracy of the technical and non-technical content of CWA 16926-18, but this does not guarantee, either explicitly or implicitly, its correctness.

Users of CWA 16926-18 should be aware that neither the Workshop participants, nor CEN can be held liable for damages or losses of any kind whatsoever which may arise from its application. Users of CWA 16926-18 do so on their own responsibility and at their own risk.

The CWA is published as a multi-part document, consisting of:

Part 1: Application Programming Interface (API) - Service Provider Interface (SPI) - Programmer's Reference

Part 2: Service Classes Definition - Programmer's Reference

Part 3: Printer and Scanning Device Class Interface - Programmer's Reference

Part 4: Identification Card Device Class Interface - Programmer's Reference

Part 5: Cash Dispenser Device Class Interface - Programmer's Reference

Part 6: PIN Keypad Device Class Interface - Programmer's Reference

Part 7: Check Reader/Scanner Device Class Interface - Programmer's Reference

Part 8: Depository Device Class Interface - Programmer's Reference

Part 9: Text Terminal Unit Device Class Interface - Programmer's Reference

Part 10: Sensors and Indicators Unit Device Class Interface - Programmer's Reference

Part 11: Vendor Dependent Mode Device Class Interface - Programmer's Reference

Part 12: Camera Device Class Interface - Programmer's Reference

Part 13: Alarm Device Class Interface - Programmer's Reference

Part 14: Card Embossing Unit Device Class Interface - Programmer's Reference

Part 15: Cash-In Module Device Class Interface - Programmer's Reference

Part 16: Card Dispenser Device Class Interface - Programmer's Reference

Part 17: Barcode Reader Device Class Interface - Programmer's Reference

Part 18: Item Processing Module Device Class Interface - Programmer's Reference

Part 19: Biometrics Device Class Interface - Programmer's Reference

Parts 20 - 28: Reserved for future use.

Parts 29 through 47 constitute an optional addendum to this CWA. They define the integration between the SNMP standard and the set of status and statistical information exported by the Service Providers.

Part 29: XFS MIB Architecture and SNMP Extensions - Programmer's Reference

Part 30: XFS MIB Device Specific Definitions - Printer Device Class

Part 31: XFS MIB Device Specific Definitions - Identification Card Device Class

Part 32: XFS MIB Device Specific Definitions - Cash Dispenser Device Class

Part 33: XFS MIB Device Specific Definitions - PIN Keypad Device Class

Part 34: XFS MIB Device Specific Definitions - Check Reader/Scanner Device Class

Part 35: XFS MIB Device Specific Definitions - Depository Device Class

Part 36: XFS MIB Device Specific Definitions - Text Terminal Unit Device Class

Part 37: XFS MIB Device Specific Definitions - Sensors and Indicators Unit Device Class

Part 38: XFS MIB Device Specific Definitions - Camera Device Class

Part 39: XFS MIB Device Specific Definitions - Alarm Device Class

Part 40: XFS MIB Device Specific Definitions - Card Embossing Unit Class

Part 41: XFS MIB Device Specific Definitions - Cash-In Module Device Class

Part 42: Reserved for future use.

Part 43: XFS MIB Device Specific Definitions - Vendor Dependent Mode Device Class

Part 44: XFS MIB Application Management

Part 45: XFS MIB Device Specific Definitions - Card Dispenser Device Class

Part 46: XFS MIB Device Specific Definitions - Barcode Reader Device Class

Part 47: XFS MIB Device Specific Definitions - Item Processing Module Device Class

Part 48: XFS MIB Device Specific Definitions - Biometrics Device Class

Parts 49 - 60 are reserved for future use.

Part 61: Application Programming Interface (API) - Migration from Version 3.40 (CWA 16296:2020) to Version 3.50 (this CWA) - Service Provider Interface (SPI) - Programmer's Reference

Part 62: Printer and Scanning Device Class Interface - Migration from Version 3.40 (CWA 16296:2020) to Version 3.50 (this CWA) - Programmer's Reference

Part 63: Identification Card Device Class Interface - Migration from Version 3.40 (CWA 16296:2020) to Version 3.50 (this CWA) - Programmer's Reference

Part 64: Cash Dispenser Device Class Interface - Migration from Version 3.40 (CWA 16296:2020) to Version 3.50 (this CWA) - Programmer's Reference

Part 65: PIN Keypad Device Class Interface - Migration from Version 3.40 (CWA 16296:2020) to Version 3.50 (this CWA) - Programmer's Reference

Part 66: Check Reader/Scanner Device Class Interface - Migration from Version 3.40 (CWA 16296:2020) to Version 3.50 (this CWA) - Programmer's Reference

Part 67: Depository Device Class Interface - Migration from Version 3.40 (CWA 16296:2020) to Version 3.50 (this CWA) - Programmer's Reference

Part 68: Text Terminal Unit Device Class Interface - Migration from Version 3.40 (CWA 16296:2020) to Version 3.50 (this CWA) - Programmer's Reference

Part 69: Sensors and Indicators Unit Device Class Interface - Migration from Version 3.40 (CWA 16296:2020) to Version 3.50 (this CWA) - Programmer's Reference

Part 70: Vendor Dependent Mode Device Class Interface - Migration from Version 3.40 (CWA 16296:2020) to Version 3.50 (this CWA) - Programmer's Reference

Part 71: Camera Device Class Interface - Migration from Version 3.40 (CWA 16296:2020) to Version 3.50 (this CWA) - Programmer's Reference

Part 72: Alarm Device Class Interface - Migration from Version 3.40 (CWA 16296:2020) to Version 3.50 (this CWA) - Programmer's Reference

Part 73: Card Embossing Unit Device Class Interface - Migration from Version 3.40 (CWA 16296:2020) to Version 3.50 (this CWA) - Programmer's Reference

Part 74: Cash-In Module Device Class Interface - Migration from Version 3.40 (CWA 16296:2020) to Version 3.50 (this CWA) - Programmer's Reference

Part 75: Card Dispenser Device Class Interface - Migration from Version 3.40 (CWA 16296:2020) to Version 3.50 (this CWA) - Programmer's Reference

Part 76: Barcode Reader Device Class Interface - Migration from Version 3.40 (CWA 16296:2020) to Version 3.50 (this CWA) - Programmer's Reference

Part 77: Item Processing Module Device Class Interface - Migration from Version 3.40 (CWA 16296:2020) to Version 3.50 (this CWA) - Programmer's Reference

Part 78: Biometric Device Class Interface - Migration from Version 3.40 (CWA 16296:2020) to Version 3.50 (this CWA) - Programmer's Reference

In addition to these Programmer's Reference specifications, the reader of this CWA is also referred to a complementary document, called Release Notes. The Release Notes contain clarifications and explanations on the CWA specifications, which are not requiring functional changes. The current version of the Release Notes is available online from: <https://www.cenelec.eu/areas-of-work/cen-sectors/digital-society-cen/cwa-download-area/>.

The information in this document represents the Workshop's current views on the issues discussed as of the date of publication. It is provided for informational purposes only and is subject to change without notice. CEN makes no warranty, express or implied, with respect to this document.

Revision History:

3.10	November 29, 2007	Initial Release.
3.20	March 2, 2011	For a description of changes from version 3.10 to version 3.20 see the IPM 3.20 Migration document.
3.30	March 19, 2015	For a description of changes from version 3.20 to version 3.30 see the IPM 3.30 Migration document.
3.40	December 06, 2019	For a description of changes from version 3.30 to version 3.40 see the IPM 3.40 Migration document.
3.50	November 18, 2022	For a description of changes from version 3.40 to version 3.50 see the IPM 3.50 Migration document.

1. Introduction

1.1 Background to Release 3.50

The CEN/XFS Workshop aims to promote a clear and unambiguous specification defining a multi-vendor software interface to financial peripheral devices. The XFS (eXtensions for Financial Services) specifications are developed within the CEN (European Committee for Standardization/Information Society Standardization System) Workshop environment. CEN Workshops aim to arrive at a European consensus on an issue that can be published as a CEN Workshop Agreement (CWA).

The CEN/XFS Workshop encourages the participation of both banks and vendors in the deliberations required to create an industry standard. The CEN/XFS Workshop achieves its goals by focused sub-groups working electronically and meeting quarterly.

Release 3.50 of the XFS specification is based on a C API and is delivered with the continued promise for the protection of technical investment for existing applications. This release of the specification extends the functionality and capabilities of the existing devices covered by the specification:

- Addition of E2E security
- PIN Password Entry

1.2 XFS Service-Specific Programming

The service classes are defined by their service-specific commands and the associated data structures, error codes, messages, etc. These commands are used to request functions that are specific to one or more classes of Service Providers, but not all of them, and therefore are not included in the common API for basic or administration functions.

When a service-specific command is common among two or more classes of Service Providers, the syntax of the command is as similar as possible across all services, since a major objective of XFS is to standardize function codes and structures for the broadest variety of services. For example, using the **WFSExecute** function, the commands to read data from various services are as similar as possible to each other in their syntax and data structures.

In general, the specific command set for a service class is defined as a superset of the specific capabilities likely to be provided by the developers of the services of that class; thus any particular device will normally support only a subset of the defined command set.

There are three cases in which a Service Provider may receive a service-specific command that it does not support:

The requested capability is defined for the class of Service Providers by the XFS specification, the particular vendor implementation of that service does not support it, and the unsupported capability is **not** considered to be fundamental to the service. In this case, the Service Provider returns a successful completion, but does no operation. An example would be a request from an application to turn on a control indicator on a passbook printer; the Service Provider recognizes the command, but since the passbook printer it is managing does not include that indicator, the Service Provider does no operation and returns a successful completion to the application.

The requested capability is defined for the class of Service Providers by the XFS specification, the particular vendor implementation of that service does not support it, and the unsupported capability **is** considered to be fundamental to the service. In this case, a `WFS_ERR_UNSUPP_COMMAND` error for Execute commands or `WFS_ERR_UNSUPP_CATEGORY` error for Info commands is returned to the calling application. An example would be a request from an application to a cash dispenser to retract items where the dispenser hardware does not have that capability; the Service Provider recognizes the command but, since the cash dispenser it is managing is unable to fulfil the request, returns this error.

The requested capability is **not** defined for the class of Service Providers by the XFS specification. In this case, a `WFS_ERR_INVALID_COMMAND` error for Execute commands or `WFS_ERR_INVALID_CATEGORY` error for Info commands is returned to the calling application.

This design allows implementation of applications that can be used with a range of services that provide differing subsets of the functionalities that are defined for their service class. Applications may use the **WFSGetInfo** and **WFSAsyncGetInfo** commands to inquire about the capabilities of the service they are about to use, and modify their behavior accordingly, or they may use functions and then deal with error returns to make decisions as to how

to use the service.

2. Item Processing Module

This specification describes the XFS service class for Item Processing Modules (IPM). The specification of this service class includes definitions of the service-specific commands that can be issued, using the **WFSAsyncExecute**, **WFSExecute**, **WFSGetInfo** and **WFSAsyncGetInfo** functions.

This service class is currently defined only for self service devices.

In the U.S., checks are always encoded in magnetic ink for reading by Magnetic Ink Character Recognition (MICR), and a single font is always used. In Europe some countries use MICR and some use Optical Character Recognition (OCR) character sets, with different fonts, for their checks.

Item Processing Modules accept one or more media items (Checks, Giros, etc.) and process these items according to application requirements. The IPM class supports devices that can handle a single item as well as those devices that can handle bunches of items. The following are the three principal device types:

- Single Item: can accept and process a single item at a time.
- Multi-Item Feed with no stacker (known as an escrow in some environments): can accept a bunch of media from the customer but each item has to be processed fully (i.e. deposited in a bin or returned) before the next item can be processed.
- Multi-Item Feed with a stacker: can accept a bunch of media from the customer and all items can be processed together.

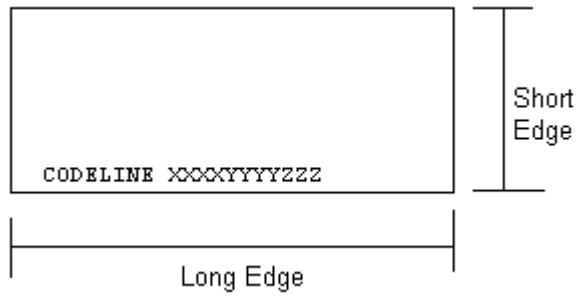
The IPM class provides applications with an interface to control the following functions (depending on the capabilities of the specific underlying device):

- Capture an image of the front of an item in multiple formats and bit depths.
- Capture an image of the back of an item in multiple formats and bit depths.
- Read the code line of an item using MICR reader.
- Read the code line of an item using OCR.
- Endorse (print text) on an item.
- Stamp an item.
- Return an item to the customer.
- Deposit an item in a bin.
- Retract items left by the customer.

The IPM device class uses the concept of a Media-In transaction to track and control a customer's interaction with the device. A Media-In transaction consists of one or more **WFS_CMD_IPM_MEDIA_IN** commands. The transaction is initiated by the first **WFS_CMD_IPM_MEDIA_IN** command and remains active until the transaction is either confirmed through **WFS_CMD_IPM_MEDIA_IN_END**, or terminated by **WFS_CMD_IPM_MEDIA_IN_ROLLBACK**, **WFS_CMD_IPM_RETRACT_MEDIA** or **WFS_CMD_IPM_RESET**. While a transaction is active the **WFS_INF_IPM_TRANSACTION_STATUS** command reports the status of the current transaction. When a transaction is not active the **WFS_INF_IPM_TRANSACTION_STATUS** command reports the status of the last transaction as well as some current status values.

There are primarily two types of devices supported by the IPM, those devices with a stacker and those without.

In this the specification the terms "long edge" and "short edge" are used to describe the orientation of a check and length of its edges. The diagram below illustrates these definitions.



2.1 Devices with a Stacker

On devices with a stacker, the IPM device class supports two mechanisms for deciding if physically acceptable items should be accepted onto the stacker or refused:

- The device/Service Provider automatically makes the accept/refuse decision.
- The application controls the accept/refuse decision.

2.1.1 Automatic Accept/Refuse

In summary, the following process is followed (the exact order will depend on application requirements):

1. The application initiates the transaction via the WFS_CMD_IPM_MEDIA_IN command. This command accepts a bunch of media items. The images and code line for every media item accepted is sent to the application before the command completes.
2. The application then asks the customer if they have any more items to process.
3. If the customer has more items to deposit then the WFS_CMD_IPM_MEDIA_IN command is called one or more times to add more items to the stacker.
4. Once the customer has inserted all their bunches of items and they have been added to the stacker the application can process each item and predefine what should happen to each media item during the WFS_CMD_IPM_MEDIA_IN_END command, e.g.:
 - a. Define if the item should be stamped and what should be printed on the item (using WFS_CMD_IPM_PRINT_TEXT), set the destination bin (using WFS_CMD_IPM_SET_DESTINATION), and request the item is rescanned after printing (using WFS_CMD_IPM_GET_IMAGE_AFTER_PRINT), or
 - b. Define that the item should be returned to the customer (using WFS_CMD_IPM_SET_DESTINATION).
5. When all items have been processed the application calls WFS_CMD_IPM_MEDIA_IN_END to complete the transaction and carry out the predefined actions, e.g. print and deposit some items while returning others.

Note: Before the WFS_CMD_IPM_MEDIA_IN_END command is called, the customer can cancel the transaction at any time and all items are returned to the customer by the application calling WFS_CMD_IPM_ROLLBACK.

2.1.2 Application Controlled Accept/Refuse

In summary, the following process is followed (the exact order will depend on application requirements):

1. The application uses the WFS_CMD_IPM_MEDIA_IN command to accept a bunch of media items (the first use of this command initiates the transaction). The application indicates that it wants to make the accept/refuse decision for each item via an input parameter, and as a result only one item is processed and the code line and images are only produced for a single item.
2. The application processes the item and decides if it should be accepted or refused using the WFS_CMD_IPM_ACCEPT_ITEM command.
3. The application calls WFS_CMD_IPM_GET_NEXT_ITEM to read the next item. If an item is read then the flow continues at step 2. When there are no items left to process the flow continues with the next step.
4. The application can return the refused items to the customer with WFS_CMD_IPM_PRESENT_MEDIA.
5. The application then asks the customer if they have any more items to process or wish to re-insert the refused items after correcting the issue causing the refusal.
6. If the customer has more items to deposit then flow continues at step 1, otherwise the flow continues at the next step.
7. Once the customer has inserted all their bunches of items and they have been added to the stacker the application can process each item and predefine what should happen to each media item during the WFS_CMD_IPM_MEDIA_IN_END command, e.g.:

- a. Define if the item should be stamped and what should be printed on the item (using WFS_CMD_IPM_PRINT_TEXT), set the destination bin (using WFS_CMD_IPM_SET_DESTINATION), and request the item is rescanned after printing (using WFS_CMD_IPM_GET_IMAGE_AFTER_PRINT), or
 - b. Define that the item should be returned to the customer (using WFS_CMD_IPM_SET_DESTINATION).
8. When all items have been processed the application calls WFS_CMD_IPM_MEDIA_IN_END to complete the transaction and carry out the predefined actions, e.g. print and deposit some items while returning others.

Note: Before the WFS_CMD_IPM_MEDIA_IN_END command is called, the customer can cancel the transaction at any time and all items are returned to the customer by the application calling WFS_CMD_IPM_ROLLBACK.

2.2 Device without a Stacker

Devices without a stacker fall into two categories those with a multi-item feed unit and those without. Both of these types of devices can be handled by the same application flow, however they are both documented below for clarity.

2.2.1 Multi-Feed Devices without a Stacker

In summary, the following process is followed (the exact order will depend on application requirements):

1. The application uses the WFS_CMD_IPM_MEDIA_IN command to accept a bunch of media items (the first use of this command initiates the transaction). However as there is no stacker only one item is processed and the code line and images are only produced for a single item.
2. The application processes the item and decides what should be done to the item, e.g.:
 - a. Define if the item should be stamped and what should be printed on the item (using WFS_CMD_IPM_PRINT_TEXT), set the destination bin (using WFS_CMD_IPM_SET_DESTINATION), and request the item is rescanned after printing (using WFS_CMD_IPM_GET_IMAGE_AFTER_PRINT), or
 - b. Define that the item should be returned to the customer (using WFS_CMD_IPM_SET_DESTINATION).
3. The application calls WFS_CMD_IPM_ACTION_ITEM to have the predefined actions executed.
4. The application calls WFS_CMD_IPM_GET_NEXT_ITEM to read the next item. If an item is read then the flow continues at step 2. When there are not items left to process the flow continues with the next step.
5. The application then asks the customer if they have any more items to process.
6. If the customer has more items to deposit then flow continues at step 1.
7. When the customer is finished the application calls WFS_CMD_IPM_MEDIA_IN_END to terminate the transaction.

2.2.2 Single-Feed Devices

In summary, the following process is followed:

1. The application initiates the transaction via the WFS_CMD_IPM_MEDIA_IN command. This command accepts a single item and produces the image and code line.
2. The application processes the item and decides what should be done to the item, e.g.:
 - a. Define if the item should be stamped and what should be printed on the item (using WFS_CMD_IPM_PRINT_TEXT), set the destination bin (using WFS_CMD_IPM_SET_DESTINATION), and request the item is rescanned after printing (using WFS_CMD_IPM_GET_IMAGE_AFTER_PRINT), or
 - b. Define that the item should be returned to the customer (using WFS_CMD_IPM_SET_DESTINATION).
3. The application calls WFS_CMD_IPM_ACTION_ITEM to have the predefined actions executed.
4. The application optionally calls WFS_CMD_IPM_GET_NEXT_ITEM to have a single flow for devices with multi-feed and without. The flow continues with the next step.
5. The application then asks the customer if they have any more items to process.
6. If the customer has more items to deposit then flow continues at step 1.
7. When the customer is finished the application calls WFS_CMD_IPM_MEDIA_IN_END to terminate the transaction.

3. References

1. XFS Application Programming Interface (API)/Service Provider Interface (SPI), Programmer's Reference Revision 3.50
2. Extensions for Financial Services (XFS) interface specification, Release 3.50, Part 15: Cash-In Module, Device Class Interface, Programmer's Reference

4. Info Commands

4.1 WFS_INF_IPM_STATUS

Description This command is used to request status information for the device.

Input Param None.

Output Param LPWFSIPMSTATUS lpStatus;

```
typedef struct _wfs_ipm_status
{
    WORD fwDevice;
    WORD wAcceptor;
    WORD wMedia;
    WORD wToner;
    WORD wInk;
    WORD wFrontImageScanner;
    WORD wBackImageScanner;
    WORD wMICRReader;
    WORD wStacker;
    WORD wReBuncher;
    WORD wMediaFeeder;
    LPWFSIPMPOS *lppPositions;
    DWORD dwGuidLights[WFS_IPM_GUIDLIGHTS_SIZE];
    LPSTR lpszExtra;
    WORD wDevicePosition;
    USHORT usPowerSaveRecoveryTime;
    WORD wMixedMode;
    WORD wAntiFraudModule;
} WFSIPMSTATUS, *LPWFSIPMSTATUS;
```

fwDevice

Specifies the state of the IPM. However, an *fwDevice* status of WFS_IPM_DEVONLINE does not necessarily imply that accepting can take place: the value of *wAcceptor* field must be taken into account. The state of the device will be one of the following values:

Value	Meaning
WFS_IPM_DEVONLINE	The device is online (i.e. powered on and operable).
WFS_IPM_DEVOFFLINE	The device is offline (e.g. the operator has taken the device offline by turning a switch).
WFS_IPM_DEVPOWEROFF	The device is powered off or physically not connected.
WFS_IPM_DEVNODEVICE	There is no device intended to be there; e.g. this type of self service machine does not contain such a device or it is internally not configured.
WFS_IPM_DEVHWERROR	The device is inoperable due to a hardware error.
WFS_IPM_DEVUSERERROR	The device is present but a person is preventing proper device operation.
WFS_IPM_DEVBUSY	The device is busy and unable to process an execute command at this time.
WFS_IPM_DEVFRAUDATTEMPT	The device is present but is inoperable because it has detected a fraud attempt.
WFS_IPM_DEVPOTENTIALFRAUD	The device has detected a potential fraud attempt and is capable of remaining in service. In this case the application should make the decision as to whether to take the device offline.

wAcceptor

Supplies the state of the overall acceptor media bins as one of the following values:

Value	Meaning
WFS_IPM_ACCBINOK	All media bins present are in a good state.
WFS_IPM_ACCBINSTATE	One or more of the media bins is in a high, full or inoperative condition. Items can still be accepted into at least one of the media bins. The status of the bins can be obtained through the WFS_INF_IPM_MEDIA_BIN_INFO command.
WFS_IPM_ACCBINSTOP	Due to a media bin problem accepting is impossible. No items can be accepted because all of the media bins are in a full or in an inoperative condition.
WFS_IPM_ACCBINUNKNOWN	Due to a hardware error or other condition, the state of the media bins cannot be determined.

wMedia

Specifies the state of the media as one of the following values:

Value	Meaning
WFS_IPM_MEDIAPRESENT	Media is present in the device.
WFS_IPM_MEDIANOTPRESENT	Media is not present in the device.
WFS_IPM_MEDIAJAMMED	Media is jammed in the device.
WFS_IPM_MEDIANOTSUPP	The capability to report the state of the media is not supported by the device.
WFS_IPM_MEDIAUNKNOWN	The state of the media cannot be determined with the device in its current state.
WFS_IPM_MEDIAPPOSITION	Media is at one or more of the input, output and refused positions.

wToner

Specifies the state of the toner or ink supply or the state of the ribbon of the endorser as one of the following values:

Value	Meaning
WFS_IPM_TONERFULL	The toner or ink supply is full or the ribbon is OK.
WFS_IPM_TONERLOW	The toner or ink supply is low or the print contrast with a ribbon is weak.
WFS_IPM_TONEROUT	The toner or ink supply is empty or the print contrast with a ribbon is not sufficient any more.
WFS_IPM_TONERNOTSUPP	The physical device does not support endorsing or the capability to report the status of the toner/ink is not supported by the device.
WFS_IPM_TONERUNKNOWN	Status of toner or ink supply or the ribbon cannot be determined with the device in its current state.

wInk

Specifies the status of the stamping ink in the device as one of the following values:

Value	Meaning
WFS_IPM_INKFULL	Ink supply in the device is full.
WFS_IPM_INKLOW	Ink supply in the device is low.
WFS_IPM_INKOUT	Ink supply in the device is empty.
WFS_IPM_INKNOTSUPP	The physical device does not support stamping or the capability to report the status of the stamp ink supply is not supported by the device.

WFS_IPM_INKUNKNOWN

Status of the stamping ink supply cannot be determined with the device in its current state.

wFrontImageScanner

Specifies the status of the image scanner that captures images of the front of the media items. This value can be one of the following values:

Value	Meaning
WFS_IPM_SCANNEROK	The front scanner is OK.
WFS_IPM_SCANNERFADING	The front scanner performance is degraded.
WFS_IPM_SCANNERINOP	The front scanner is inoperative.
WFS_IPM_SCANNERNOTSUPP	The physical device has no front scanner or the capability to report the status of the front scanner is not supported by the device.
WFS_IPM_SCANNERUNKNOWN	Status of the front scanner cannot be determined with the device in its current state.

wBackImageScanner

Specifies the status of the image scanner that captures images of the back of the media items. This value can be one of the following values:

Value	Meaning
WFS_IPM_SCANNEROK	The back scanner is OK.
WFS_IPM_SCANNERFADING	The back scanner performance is degraded.
WFS_IPM_SCANNERINOP	The back scanner is inoperative.
WFS_IPM_SCANNERNOTSUPP	The physical device has no back scanner or the capability to report the status of the back scanner is not supported by the device.
WFS_IPM_SCANNERUNKNOWN	Status of the back scanner cannot be determined with the device in its current state.

wMICRReader

Specifies the status of the MICR code line reader as one of the following values:

Value	Meaning
WFS_IPM_MICROK	The MICR code line reader is OK.
WFS_IPM_MICRFADING	The MICR code line reader performance is degraded.
WFS_IPM_MICRINOP	The MICR code line reader is inoperative.
WFS_IPM_MICRNOTSUPP	The physical device has no MICR code line reader or the capability to report the status of the MICR code line reader is not supported by the device.
WFS_IPM_MICRUNKNOWN	Status of the MICR code line reader cannot be determined with the device in its current state.

wStacker

Supplies the state of the stacker (also known as an escrow). The stacker is where the media items are held while the application decides what to do with them. This field can be one of the following values:

Value	Meaning
WFS_IPM_STACKEREMPTY	The stacker is empty.
WFS_IPM_STACKERNOTEMPTY	The stacker is not empty.
WFS_IPM_STACKERFULL	The stacker is full. This state is set if the number of media items on the stacker has reached the <code>WFSIPMCAPS.usMaxMediaOnStacker</code> field of the Capabilities or some physical limit has been reached.
WFS_IPM_STACKERINOP	The stacker is inoperative.

WFS_IPM_STACKERUNKNOWN	Due to a hardware error or other condition, the state of the stacker cannot be determined.
WFS_IPM_STACKERNOTSUPP	The physical device has no stacker or the capability to report the status of the stacker is not supported by the device.

wReBuncher

Supplies the state of the re-buncher (return stacker). The re-buncher is where media items are re-bunched ready for return to the customer. This field can be one of the following values:

Value	Meaning
WFS_IPM_REBUNCHEREMPTY	The re-buncher is empty.
WFS_IPM_REBUNCHERNOTEMPTY	The re-buncher is not empty.
WFS_IPM_REBUNCHERFULL	The re-buncher is full. This state is set if the number of media items on the re-buncher has reached its physical limit.
WFS_IPM_REBUNCHERINOP	The re-buncher is inoperative.
WFS_IPM_REBUNCHERUNKNOWN	Due to a hardware error or other condition, the state of the re-buncher cannot be determined.
WFS_IPM_REBUNCHERNOTSUPP	The physical device has no re-buncher or the capability to report the status of the re-buncher is not supported by the device.

wMediaFeeder

Supplies the state of the media feeder. This value can be one of the following values:

Value	Meaning
WFS_IPM_FEEDEREMPTY	The media feeder is empty.
WFS_IPM_FEEDERNOTEMPTY	The media feeder is not empty.
WFS_IPM_FEEDERINOP	The media feeder is inoperative.
WFS_IPM_FEEDERUNKNOWN	Due to a hardware error or other condition, the state of the media feeder cannot be determined.
WFS_IPM_FEEDERNOTSUPP	The physical device has no media feeder or the capability to report the status of the media feeder is not supported by the device.

lppPositions

Pointer to a NULL-terminated array of pointers to WFSIPMPOS structures. There is one for each of the three logical position types.

lppPositions [WFS_IPM_POSINPUT]

Points to a WFSIPMPOS structure that specifies the status of the input position. This pointer must not be NULL.

lppPositions [WFS_IPM_POSOUTPUT]

Points to a WFSIPMPOS structure that specifies the status of the output position. This pointer must not be NULL.

lppPositions [WFS_IPM_POSREFUSED]

Points to a WFSIPMPOS structure that specifies the status of the refused position. This pointer must not be NULL.

```
typedef struct _wfs_ipm_pos
{
    WORD wShutter;
    WORD wPositionStatus;
    WORD wTransport;
    WORD wTransportMediaStatus;
    WORD fwJammedShutterPosition;
} WFSIPMPOS, *LPWFSIPMPOS;
```

wShutter

Specifies the state of the shutter as one of the following values:

Value	Meaning
WFS_IPM_SHTCLOSED	The shutter is operational and is closed.

WFS_IPM_SHTOPEN	The shutter is operational and is open.
WFS_IPM_SHTJAMMED	The shutter is jammed and is not operational. The field <i>fwJammedShutterPosition</i> provides the positional state of the shutter.
WFS_IPM_SHTUNKNOWN	Due to a hardware error or other condition, the state of the shutter cannot be determined.
WFS_IPM_SHTNOTSUPPORTED	The physical device has no shutter or shutter state reporting is not supported.

wPositionStatus

The status of the input or output position as one of the following values:

Value	Meaning
WFS_IPM_PSEMPY	The position is empty.
WFS_IPM_PSNOTEMPTY	The position is not empty.
WFS_IPM_PSUNKNOWN	Due to a hardware error or other condition, the state of the position cannot be determined.
WFS_IPM_PSNOTSUPPORTED	The device is not capable of reporting whether or not items are at the position.

wTransport

Specifies the state of the transport mechanism as one of the following values. The transport is defined as any area leading to or from the position:

Value	Meaning
WFS_IPM_TPOK	The transport is in a good state.
WFS_IPM_TPINOP	The transport is inoperative due to a hardware failure or media jam.
WFS_IPM_TPUNKNOWN	Due to a hardware error or other condition, the state of the transport cannot be determined.
WFS_IPM_TPNOTSUPPORTED	The physical device has no transport or transport state reporting is not supported.

wTransportMediaStatus

Returns information regarding items which may be present on the transport as one of the following values:

Value	Meaning
WFS_IPM_TPMEDIAEMPTY	The transport is empty.
WFS_IPM_TPMEDIANOTEMPTY	The transport is not empty.
WFS_IPM_TPMEDIAUNKNOWN	Due to a hardware error or other condition it is not known whether there are items on the transport.
WFS_IPM_TPMEDIANOTSUPPORTED	The device is not capable of reporting whether or not items are on the transport.

fwJammedShutterPosition

Returns information regarding the position of the jammed shutter. The possible values of this field are:

Value	Meaning
WFS_IPM_SHUTTERPOS_NOTSUPPORTED	The physical device has no shutter or the reporting of the position of a jammed shutter is not supported.
WFS_IPM_SHUTTERPOS_NOTJAMMED	The shutter is not jammed.
WFS_IPM_SHUTTERPOS_OPEN	The shutter is jammed, but fully open.
WFS_IPM_SHUTTERPOS_PARTIALLY_OPEN	The shutter is jammed, but partially open.
WFS_IPM_SHUTTERPOS_CLOSED	The shutter is jammed, but fully closed.
WFS_IPM_SHUTTERPOS_UNKNOWN	The position of the shutter is unknown.

dwGuidLights [...]

Specifies the state of the guidance light indicators. A number of guidance light types are defined below. Vendor specific guidance lights are defined starting from the end of the array. The maximum guidance light index is WFS_IPM_GUIDLIGHTS_MAX.

Specifies the state of the guidance light indicator as

WFS_IPM_GUIDANCE_NOT_AVAILABLE, WFS_IPM_GUIDANCE_OFF or a combination of the following flags consisting of one type B, optionally one type C and optionally one type D.

Value	Meaning	Type
WFS_IPM_GUIDANCE_NOT_AVAILABLE	The status is not available.	A
WFS_IPM_GUIDANCE_OFF	The light is turned off.	A
WFS_IPM_GUIDANCE_SLOW_FLASH	The light is blinking slowly.	B
WFS_IPM_GUIDANCE_MEDIUM_FLASH	The light is blinking medium frequency.	B
WFS_IPM_GUIDANCE_QUICK_FLASH	The light is blinking quickly.	B
WFS_IPM_GUIDANCE_CONTINUOUS	The light is turned on continuous (steady).	B
WFS_IPM_GUIDANCE_RED	The light is red.	C
WFS_IPM_GUIDANCE_GREEN	The light is green.	C
WFS_IPM_GUIDANCE_YELLOW	The light is yellow.	C
WFS_IPM_GUIDANCE_BLUE	The light is blue.	C
WFS_IPM_GUIDANCE_CYAN	The light is cyan.	C
WFS_IPM_GUIDANCE_MAGENTA	The light is magenta.	C
WFS_IPM_GUIDANCE_WHITE	The light is white.	C
WFS_IPM_GUIDANCE_ENTRY	The light is in the entry state.	D
WFS_IPM_GUIDANCE_EXIT	The light is in the exit state.	D

dwGuidLights [WFS_IPM_GUIDANCE_MEDIAIN]

Specifies the state of the guidance light indicator on the bunch media in position.

dwGuidLights [WFS_IPM_GUIDANCE_MEDIAOUT]

Specifies the state of the guidance light indicator on the bunch media out position.

dwGuidLights [WFS_IPM_GUIDANCE_MEDIAREFUSED]

Specifies the state of the guidance light indicator on the bunch media refused position.

lpszExtra

Pointer to a list of vendor-specific, or any other extended, information. The information is returned as a series of “key=value” strings so that it is easily extensible by Service Providers. Each string is null-terminated, with the final string terminating with two null characters. An empty list may be indicated by either a NULL pointer or a pointer to two consecutive null characters.

wDevicePosition

Specifies the device position. The device position value is independent of the *fwDevice* value, e.g. when the device position is reported as WFS_IPM_DEVICEINPOSITION, *fwDevice* can have any of the values defined above (including WFS_IPM_DEVONLINE or WFS_IPM_DEVOFFLINE). If the device is not in its normal operating position (i.e. WFS_IPM_DEVICEINPOSITION) then media may not be presented through the normal customer interface. This value is one of the following values:

Value	Meaning
WFS_IPM_DEVICEINPOSITION	The device is in its normal operating position, or is fixed in place and cannot be moved.
WFS_IPM_DEVICENOTINPOSITION	The device has been removed from its normal operating position.
WFS_IPM_DEVICEPOSUNKNOWN	Due to a hardware error or other condition, the position of the device cannot be determined.
WFS_IPM_DEVICEPOSNOTSUPP	The physical device does not have the capability of detecting the position.

usPowerSaveRecoveryTime

Specifies the actual number of seconds required by the device to resume its normal operational state from the current power saving mode. This value is zero if either the power saving mode has not been activated or no power save control is supported.

wMixedMode

Reports if Mixed Media mode is active. See the WFS_CMD_IPM_SET_MODE command for a description of the modes. This flag can also be set/reset by the command WFS_CMD_CIM_SET_MODE on the CIM interface. This value is one of the following values:

Value	Meaning
WFS_IPM_MIXEDMEDIANOTACTIVE	Mixed media transactions are not supported by the device or Mixed Media mode is not activated.
WFS_IPM_CIMMIXEDMEDIA	Mixed Media mode using the CIM and IPM interfaces is activated.

wAntiFraudModule

Specifies the state of the anti-fraud module as one of the following values:

Value	Meaning
WFS_IPM_AFMNOTSUPP	No anti-fraud module is available.
WFS_IPM_AFMOK	Anti-fraud module is in a good state and no foreign device is detected.
WFS_IPM_AFMINOP	Anti-fraud module is inoperable.
WFS_IPM_AFMDEVICEDETECTED	Anti-fraud module detected the presence of a foreign device.
WFS_IPM_AFMUNKNOWN	The state of the anti-fraud module cannot be determined.

Error Codes Only the generic error codes defined in [Ref. 1] can be generated by this command.

Comments Applications which require or expect specific information to be present in the *lpzExtra* field may not be device or vendor-independent.

In the case where communications with the device have been lost, the *fwDevice* field will report WFS_IPM_DEVPOWEROFF when the device has been removed or WFS_IPM_DEVHWERROR if the communications are unexpectedly lost. All other fields should contain a value based on the following rules and priority:

1. Report the value as unknown.
2. Report the value as a general hardware error.
3. Report the value as the last known value.

4.2 WFS_INF_IPM_CAPABILITIES

Description This command is used to request device capability information.

Input Param None.

Output Param LPWFSIPMCAPS lpCaps;

```
typedef struct _wfs_ipm_caps
{
    WORD                wClass;
    WORD                fwType;
    BOOL                bCompound;
    USHORT              usMaxMediaOnStacker;
    LPWFSIPMPRINTSIZE  lpPrintSize;
    BOOL                bStamp;
    BOOL                bRescan;
    BOOL                bPresentControl;
    BOOL                bApplicationRefuse;
    WORD                fwRetractLocation;
    WORD                fwResetControl;
    BOOL                bRetractCountsItems;
    WORD                fwImageType;
    WORD                fwFrontImageColorFormat;
    WORD                fwBackImageColorFormat;
    WORD                fwFrontScanColor;
    WORD                wDefaultFrontScanColor;
    WORD                fwBackScanColor;
    WORD                wDefaultBackScanColor;
    WORD                fwCodelineFormat;
    WORD                fwDataSource;
    WORD                fwInsertOrientation;
    LPWFSIPMPOSCAPS    *lppPositions;
    DWORD               dwGuidLights[WFS_IPM_GUIDLIGHTS_SIZE];
    LPSTR               lpszExtra;
    BOOL                bPowerSaveControl;
    BOOL                bImageAfterEndorse;
    WORD                fwReturnedItemsProcessing;
    WORD                wMixedMode;
    BOOL                bMixedDepositAndRollback;
    BOOL                bAntiFraudModule;
    LPDWORD             lpdwSynchronizableCommands;
    LPWFSIPMPRINTSIZE  lpPrintSizeFront;
} WFSIPMCAPS, *LPWFSIPMCAPS;
```

wClass

Specifies the logical service class as WFS_SERVICE_CLASS_IPM.

fwType

Specifies the type(s) of the physical device driven by the logical service, as one of the following values:

Value	Meaning
WFS_IPM_TYPESINGLEMEDIAINPUT	Device accepts a single media item from the customer.
WFS_IPM_TYPEBUNCHMEDIAINPUT	Device accepts a bunch of media items from the customer.

bCompound

Specifies whether the logical device is part of a compound physical device.

usMaxMediaOnStacker

Specifies the maximum number of media items that the stacker can hold (zero if the device does not have a stacker). If the device has a bunch media input capability and the stacker is not present or has a capacity of one then the application must process each item inserted sequentially as described in section Multi-Feed Devices without a Stacker.

lpPrintSize

Pointer to a WFSIPMPRINTSIZE structure representing the back side of the check, NULL if the device has no back side printing capabilities. If the media item is inserted in one of the orientations specified in *fwInsertOrientation*, the Service Provider will print on the back side of the media. If the media item is inserted in a different orientation to those specified in *fwInsertOrientation* then printing may occur on the front side, upside down or both.

```
typedef struct _wfs_ipm_print_size
{
    WORD                wRows;
    WORD                wCols;
} WFSIPMPRINTSIZE, *LPWFSIPMPRINTSIZE;
```

wRows

Specifies the maximum number of rows of text that the device can print on the back of a media item. This value is one for single line printers.

wCols

Specifies the maximum number of characters that can be printed on a row.

bStamp

Specifies whether the device has stamping capabilities. If the media item is inserted in one of the orientations specified in *fwInsertOrientation*, the Service Provider will stamp on the front side of the media. If the media item is inserted in a different orientation to those specified in *fwInsertOrientation* then stamping may occur on the back, upside down or both.

bRescan

Specifies whether the device has the capability to either physically rescan media items after they have been inserted into the device or is able to generate any image supported by the device during the WFS_CMD_IPM_READ_IMAGE command (regardless of the images requested during the WFS_CMD_IPM_MEDIA_IN command). If TRUE then the item can be rescanned or the images can be generated using the parameters passed in the WFS_CMD_IPM_READ_IMAGE command. If FALSE then all images required (various color, file format, bit depth) must be gathered during execution of the WFS_CMD_IPM_MEDIA_IN command.

bPresentControl

Specifies how the presenting of media items is controlled during the WFS_CMD_IPM_MEDIA_IN_END and WFS_CMD_IPM_MEDIA_IN_ROLLBACK commands. If set to TRUE the presenting is controlled implicitly by the Service Provider. If set to FALSE the presenting must be controlled explicitly by the application using the WFS_CMD_IPM_PRESENT_MEDIA command. This field applies to all positions.

bApplicationRefuse

Specifies if the Service Provider supports the WFS_CMD_IPM_MEDIA_IN command mode where the application decides to accept or refuse each media item that has successfully been accepted by the device. If this value is TRUE then the Service Provider supports this mode. If this value is FALSE then the Service Provider does not support this mode (or the device does not have a stacker).

fwRetractLocation

Specifies the locations to which the media can be retracted using the WFS_CMD_IPM_RETRACT_MEDIA command, as a combination of the following flags (zero if retract is not supported):

Value	Meaning
WFS_IPM_CTRLRETRACTTOBIN	Retract the media to a retract bin.
WFS_IPM_CTRLRETRACTTOTRANSPORT	Retract the media to the transport.
WFS_IPM_CTRLRETRACTTOSTACKER	Retract the media to the stacker.
WFS_IPM_CTRLRETRACTTOREBUNCHER	Retract the media to the re-buncher.

fwResetControl

Specifies the manner in which the media can be handled on WFS_CMD_IPM_RESET, as a combination of the following flags:

Value	Meaning
WFS_IPM_RESETEJECT	Eject the media.
WFS_IPM_RESETRERACTTOBIN	Retract the media to retract bin.
WFS_IPM_RESETRERACTTOTRANSPORT	Retract the media to the transport.
WFS_IPM_RESETRERACTTOREBUNCHER	Retract the media to the re-buncher.

bRetractCountsItems

This field only applies to retract media bins. It specifies whether the bin reports the number of items retracted into the bin or just the number of retract operations. If TRUE then *ulCount* and *ulMediaInCount* include the number of media items retracted and the *ulMaximumItems* value defines when the threshold event is generated. If FALSE then *ulCount* and *ulMediaInCount* do not contain the number of media items retracted but *ulRetractOperations* reports the number of retract operations. In this case the *ulMaximumRetractOperations* defines when the threshold event will be generated.

fwImageType

Specifies the image format supported by this device, as a combination of following flags (zero if not supported):

Value	Meaning
WFS_IPM_IMAGETIF	The device can return scanned images in TIFF 6.0 format.
WFS_IPM_IMAGEWMF	The device can return scanned images in WMF (Windows Metafile) format.
WFS_IPM_IMAGEBMP	The device can return scanned images in windows BMP format.
WFS_IPM_IMAGEJPG	The device can return scanned images in JPG format.

fwFrontImageColorFormat

Specifies the front image color formats supported by this device, as a combination of following flags (zero if not supported):

Value	Meaning
WFS_IPM_IMAGECOLORBINARY	The device can return scanned images in binary.
WFS_IPM_IMAGECOLORGRAYSCALE	The device can return scanned images in gray scale.
WFS_IPM_IMAGECOLORFULL	The device can return scanned images in full color.

fwBackImageColorFormat

Specifies the back image color formats supported by this device, as a combination of following flags (zero if not supported):

Value	Meaning
WFS_IPM_IMAGECOLORBINARY	The device can return scanned images in binary.
WFS_IPM_IMAGECOLORGRAYSCALE	The device can return scanned images in gray scale.
WFS_IPM_IMAGECOLORFULL	The device can return scanned images in full color.

fwFrontScanColor

Specifies the front image scan colors supported by this device and individually controllable by the application. Scan colors are used to enhance the scanning results on colored scan media. This value is specified as a combination of the following flags (zero if selection of scan colors is not supported):

Value	Meaning
WFS_IPM_SCANCOLORRED	The device can return images scanned with red light.
WFS_IPM_SCANCOLORGREEN	The device can return images scanned with green light.
WFS_IPM_SCANCOLORBLUE	The device can return images scanned with blue light.
WFS_IPM_SCANCOLORYELLOW	The device can return images scanned with yellow light.
WFS_IPM_SCANCOLORWHITE	The device can return images scanned with white light.

wDefaultFrontScanColor

Specifies the default front image color format used by this device (i.e. when not explicitly set), as one of the following values:

Value	Meaning
WFS_IPM_SCANCOLORRED	The default color is red light.
WFS_IPM_SCANCOLORGREEN	The default color is green light.
WFS_IPM_SCANCOLORBLUE	The default color is blue light.
WFS_IPM_SCANCOLORYELLOW	The default color is yellow light.
WFS_IPM_SCANCOLORWHITE	The default color is white light.

fwBackScanColor

Specifies the back image scan colors supported by this device and individually controllable by the application. Scan colors are used to enhance the scanning results on colored scan media. This value is specified as a combination of the following flags (zero if selection of scan colors is not supported):

Value	Meaning
WFS_IPM_SCANCOLORRED	The device can return images scanned with red light.
WFS_IPM_SCANCOLORGREEN	The device can return images scanned with green light.
WFS_IPM_SCANCOLORBLUE	The device can return images scanned with blue light.
WFS_IPM_SCANCOLORYELLOW	The device can return images scanned with yellow light.
WFS_IPM_SCANCOLORWHITE	The device can return images scanned with white light.

wDefaultBackScanColor

Specifies the default front image color format used by this device (i.e. when not explicitly set), as one of the following values:

Value	Meaning
WFS_IPM_SCANCOLORRED	The default color is red light.
WFS_IPM_SCANCOLORGREEN	The default color is green light.
WFS_IPM_SCANCOLORBLUE	The default color is blue light.
WFS_IPM_SCANCOLORYELLOW	The default color is yellow light.
WFS_IPM_SCANCOLORWHITE	The default color is white light.

fwCodelineFormat

Specifies the code line formats supported by this device, as a combination of following flags (zero if not supported):

Value	Meaning
WFS_IPM_CODELINECMC7	The device can read MICR CMC7 code lines.
WFS_IPM_CODELINEE13B	The device can read MICR E13B code lines.
WFS_IPM_CODELINEOCR	The device can read code lines using Optical Character Recognition. The default or pre-configured OCR font will be used.
WFS_IPM_CODELINEOCRA	The device can read code lines using Optical Character Recognition font A. The ASCII codes will conform to Figure E1 in ANSI X3.17-1981.
WFS_IPM_CODELINEOCRB	The device can read code lines using Optical Character Recognition font B. The ASCII codes will conform to Figure C2 in ANSI X3.49-1975.

fwDataSource

Specifies the reading/imaging capabilities supported by this device, as a combination of the following flags (zero if not supported):

Value	Meaning
WFS_IPM_IMAGEFRONT	The device can scan the front image of the document.
WFS_IPM_IMAGEBACK	The device can scan the back image of the document.
WFS_IPM_CODELINE	The device can recognize the code line.

fwInsertOrientation

Specifies the media item insertion orientations supported by the Service Provider such that hardware features such as MICR reading, endorsing and stamping will be aligned with the correct edges and sides of the media item. Devices may still return code lines and images even if one of these orientations is not used during media insertion. If the media items are inserted in one of the orientations defined in this capability then any printing or stamping will be on the correct side of the media item. If the media is inserted in a different orientation then any printing or stamping may be on the wrong side, upside down or both. This value is reported based on the customer's perspective. This value is a combination of the following flags:

Value	Meaning
WFS_IPM_INSCODELINERIGHT	The media item should be inserted short edge first with the code line to the right.
WFS_IPM_INSCODELINELEFT	The media item should be inserted short edge first with the code line to the left.
WFS_IPM_INSCODELINEBOTTOM	The media item should be inserted long edge first with the code line to the bottom.
WFS_IPM_INSCODELINETOP	The media item should be inserted long edge first with the code line to the top.
WFS_IPM_INSFACEUP	The media item should be inserted with the front of the media item facing up.
WFS_IPM_INSFACEDOWN	The media item should be inserted with the front of the media item facing down.

lppPositions

Pointer to a NULL-terminated array of pointers to WFSIPMPOSCAPS structures. There is one structure for each of the three logical position types.

lppPositions [WFS_IPM_POSINPUT]

Points to a WFSIPMPOSCAPS structure that specifies the capabilities of the input position. This pointer must not be NULL.

lppPositions [WFS_IPM_POSOUTPUT]

Points to a WFSIPMPOSCAPS structure that specifies the capabilities of the output position. This pointer must not be NULL.

lppPositions [WFS_IPM_POSREFUSED]

Points to a WFSIPMPOSCAPS structure that specifies the capabilities of the refused position. This pointer must not be NULL.

```
typedef struct _wfs_ipm_pos_caps
{
    BOOL                bItemsTakenSensor;
    BOOL                bItemsInsertedSensor;
    WORD                fwRetractAreas;
} WFSIPMPOSCAPS, *LPWFSIPMPOSCAPS;
```

bItemsTakenSensor

Specifies whether or not the described position can detect when items at the exit position are taken by the user. If set to TRUE the Service Provider generates an accompanying WFS_SRVE_IPM_MEDIATAKEN event. If set to FALSE this event is not generated. This field relates to output and refused positions, so will always be set to FALSE for input positions.

bItemsInsertedSensor

Specifies whether the described position has the ability to detect when items have been inserted by the user. If set to TRUE the Service Provider generates an accompanying WFS_SRVE_IPM_MEDIINSERTED event. If set to FALSE this event is not generated. This field relates to all input positions, so will always be set to FALSE for output and refuse positions.

fwRetractAreas

Specifies the areas to which items may be retracted from this position. This field will be set to a combination of the following flags:

Value	Meaning
WFS_IPM_CTRLRETRACTTOBIN	Can retract items in this position to a retract bin.
WFS_IPM_CTRLRETRACTTOTRANSPORT	Can retract items in this position to the transport.
WFS_IPM_CTRLRETRACTTOSTACKER	Can retract items in this position to the stacker.
WFS_IPM_CTRLRETRACTTOREBUNCHER	Can retract items in this position to the re-buncher.

dwGuidLights [...]

Specifies which guidance lights are available. A number of guidance light types are defined below. Vendor specific guidance lights are defined starting from the end of the array. The maximum guidance light index is WFS_IPM_GUIDLIGHTS_MAX.

In addition to supporting specific flash rates and colors, some guidance lights also have the capability to show directional movement representing “entry” and “exit”. The “entry” state gives the impression of leading a user to place media into the device. The “exit” state gives the impression of ejection from a device to a user and would be used for retrieving media from the device.

The elements of this array are specified as a combination of the following flags and indicate all of the possible flash rates (type B), colors (type C) and directions (type D) that the guidance light indicator is capable of handling. If the guidance light indicator only supports one color then no value of type C is returned. If the guidance light indicator does not support direction then no value of type D is returned. A value of WFS_IPM_GUIDANCE_NOT_AVAILABLE indicates that the device has no guidance light indicator or the device controls the light directly with no application control possible.

Value	Meaning	Type
WFS_IPM_GUIDANCE_NOT_AVAILABLE	There is no guidance light control available at this position.	A
WFS_IPM_GUIDANCE_OFF	The light can be off.	B
WFS_IPM_GUIDANCE_SLOW_FLASH	The light can blink slowly.	B
WFS_IPM_GUIDANCE_MEDIUM_FLASH	The light can blink medium frequency.	B
WFS_IPM_GUIDANCE_QUICK_FLASH	The light can blink quickly.	B
WFS_IPM_GUIDANCE_CONTINUOUS	The light can be continuous (steady).	B
WFS_IPM_GUIDANCE_RED	The light can be red.	C
WFS_IPM_GUIDANCE_GREEN	The light can be green.	C
WFS_IPM_GUIDANCE_YELLOW	The light can be yellow.	C
WFS_IPM_GUIDANCE_BLUE	The light can be blue.	C
WFS_IPM_GUIDANCE_CYAN	The light can be cyan.	C
WFS_IPM_GUIDANCE_MAGENTA	The light can be magenta.	C
WFS_IPM_GUIDANCE_WHITE	The light can be white.	C
WFS_IPM_GUIDANCE_ENTRY	The light can be in the entry state.	D
WFS_IPM_GUIDANCE_EXIT	The light can be in the exit state.	D

dwGuidLights [WFS_IPM_GUIDANCE_MEDIAIN]

Specifies whether the guidance light indicator on the bunch media in position is available.

dwGuidLights [WFS_IPM_GUIDANCE_MEDIAOUT]

Specifies whether the guidance light indicator on the bunch media out position is available.

dwGuidLights [WFS_IPM_GUIDANCE_MEDIAREFUSED]

Specifies whether the guidance light indicator on the bunch media refused position is available.

lpszExtra

Pointer to a list of vendor-specific, or any other extended, information. The information is returned as a series of “key=value” strings so that it is easily extensible by Service Providers. Each string is null-terminated, with the final string terminating with two null characters. An empty list may be indicated by either a NULL pointer or a pointer to two consecutive null characters.

bPowerSaveControl

Specifies whether power saving control is available. This can either be TRUE if available or FALSE if not available.

bImageAfterEndorse

Specifies whether the device can generate an image after text is printed on the media item. If TRUE then the generation of the image can be specified using the WFS_CMD_IPM_GET_IMAGE_AFTER_PRINT command. If FALSE, this functionality is not available. This capability applies to media items whose destination is a media bin; the *fwReturnedItemsProcessing* capability indicates whether this functionality is supported for media items that are to be returned to the customer.

fwReturnedItemsProcessing

Specifies the processing that this device supports for media items that are identified to be returned to the customer using the WFS_CMD_IPM_SET_DESTINATION command, as a combination of the following flags (zero if none are supported):

Value	Meaning
WFS_IPM_RETITEMENDORSE	This device can endorse a media item to be returned to the customer; the endorsement is specified using the WFS_CMD_IPM_PRINT_TEXT command.
WFS_IPM_RETITEMENDORSEIMAGE	This device can generate an image of a media item to be returned to the customer after it has been endorsed; the image is generated using the WFS_CMD_IPM_GET_IMAGE_AFTER_PRINT command.

wMixedMode

Specifies whether the device supports accepting and processing items other than the types defined in the IPM specification. If the device does not support Mixed Media processing this field will be WFS_IPM_MIXEDMEDIANOTSUPP. Otherwise this field will be set to the following value:

Value	Meaning
WFS_IPM_CIMMIXEDMEDIA	Mixed Media transactions are supported using the CIM and IPM interfaces.

bMixedDepositAndRollback

Specifies whether the device can deposit one type of media and rollback the other in the same Mixed Media transaction. Where *bMixedDepositAndRollback* is TRUE the Service Provider can accept WFS_CMD_CIM_CASH_IN_END and WFS_CMD_IPM_MEDIA_IN_ROLLBACK or WFS_CMD_CIM_CASH_IN_ROLLBACK and WFS_CMD_IPM_MEDIA_IN_END to complete the current transaction. This value can only be TRUE where *wMixedMode* == WFS_IPM_CIMMIXEDMEDIA. When *bMixedDepositAndRollback* is FALSE applications must either deposit or return ALL items to complete a transaction. Where Mixed Media transactions are not supported *bMixedDepositAndRollback* is FALSE.

bAntiFraudModule

Specifies whether the anti-fraud module is available. This can either be TRUE if available or FALSE if not available.

lpdwSynchronizableCommands

Pointer to a zero-terminated list of DWORDs which contains the execute command IDs that can be synchronized. If no execute command can be synchronized then this parameter will be NULL.

lpPrintSizeFront

Pointer to a WFSIPMPRINTSIZE structure representing the front side of the check, NULL if device has no front printing capabilities. If the media item is inserted in one of the orientations specified in *fwInsertOrientation*, the Service Provider will print on the front side of the media. If the media item is inserted in a different orientation to those specified in *fwInsertOrientation* then printing may occur on the back side, upside down or both.

```
typedef struct _wfs_ipm_print_size
{
    WORD                wRows;
    WORD                wCols;
} WFSIPMPRINTSIZE, *LPWFSIPMPRINTSIZE;
```

wRows

Specifies the maximum number of rows of text that the device can be print on the front of a media item. This value is one for single line printers.

wCols

Specifies the maximum number of characters that can be printed on a row.

Error Codes Only the generic error codes defined in [Ref. 1] can be generated by this command.

Comments Applications which require or expect specific information to be present in the *lpzExtra* field may not be device or vendor-independent.

4.3 WFS_INF_IPM_CODELINE_MAPPING

Description This command is used to retrieve the byte code mapping for the special banking symbols defined for image processing (e.g. check processing). This mapping must be reported as there is no standard for the fonts defined below.

Input Param LPWFSIPMCODELINEMAPPING lpCodelineMapping;

```
typedef struct _wfs_ipm_codeline_mapping
{
    WORD wCodelineFormat;
} WFSIPMCODELINEMAPPING, *LPWFSIPMCODELINEMAPPING;
```

wCodelineFormat

Specifies the code line format that the mapping for the special characters is required for. This field can be one of the following values:

Value	Meaning
WFS_IPM_CODELINECMC7	Report the CMC7 mapping.
WFS_IPM_CODELINEE13B	Report the E13B mapping.

Output Param LPWFSIPMCODELINEMAPPINGOUT lpCodelineMappingOut;

```
typedef struct _wfs_ipm_codeline_mapping_out
{
    WORD wCodelineFormat;
    LPWFSIPMXDATA lpCharMapping;
} WFSIPMCODELINEMAPPINGOUT, *LPWFSIPMCODELINEMAPPINGOUT;
```

wCodelineFormat





Specifies the code line format that is being reported. This field can be one of the following values:

Value	Meaning
WFS_IPM_CODELINECMC7	Report the CMC7 mapping.
WFS_IPM_CODELINEE13B	Report the E13B mapping.






lpCharMapping

Defines the mapping of the font specific symbols to byte values. These byte values are used to represent the font specific characters when the code line is read. The font specific meaning of each index is defined in the following tables:

E13B

Index	0	1	2	3	4
Symbol that byte value represents					N/A
Meaning	Transit	Amount	On Us	Dash	Reject / Unreadable

CMC7

Index	0	1	2	3	4	5
Symbol						N/A
Meaning	S1 - Internal	S2 - Terminator	S3 - Amount	S4 - Unused	S5 - Routing	Reject / Unreadable

Error Codes Only the generic error codes defined in [Ref. 1] can be generated by this command.

Comments For code lines defined in the OCR-A font then the ASCII codes will conform to Figure E1 in ANSI X3.17-1981. For code lines defined in the OCR-B font then the ASCII codes will conform to Figure C2 in ANSI X3.49-1975. In both these cases unrecognized characters will be reported as the REJECT code, 0x1A.

4.4 WFS_INF_IPM_MEDIA_BIN_INFO

Description This command is used to obtain information about the status and contents of the media bins that can be used by IPM commands. This command does not report bins that can only be used by the other interface on a compound device.

Input Param None.

Output Param LPWFSIPMMEDIABININFO lpMediaBinInfo;

```
typedef struct _wfs_ipm_media_bin_info
{
    USHORT                usCount;
    LPWFSIPMMEDIABIN      *lppMediaBin;
} WFSIPMMEDIABININFO, *LPWFSIPMMEDIABININFO;
```

usCount

Number of WFSIPMMEDIABIN structures returned in *lppMediaBin*.

lppMediaBin

Pointer to an array of pointers to WFSIPMMEDIABIN structures.

```
typedef struct _wfs_ipm_media_bin
{
    USHORT                usBinNumber;
    LPSTR                 lpstrPositionName;
    WORD                  fwType;
    WORD                  wMediaType;
    LPSTR                 lpstrBinID;
    ULONG                 ulMediaInCount;
    ULONG                 ulCount;
    ULONG                 ulRetractOperations;
    BOOL                  bHardwareSensors;
    ULONG                 ulMaximumItems;
    ULONG                 ulMaximumRetractOperations;
    USHORT                usStatus;
    LPSTR                 lpstrExtra;
} WFSIPMMEDIABIN, *LPWFSIPMMEDIABIN;
```

usBinNumber

Index number of the media bin structure. Each structure has a unique number starting with a value of one (1) for the first structure, and incrementing by one for each subsequent structure.

lpstrPositionName

The physical position name where the bin is inserted.

fwType

Specifies the type of media bin as one or more of the following flags:

Value	Meaning
WFS_IPM_TYPEMEDIAIN	Media bin. This type of bin can be specified as a destination for media items.
WFS_IPM_TYPERETRACT	Retract bin. This type of bin can be specified as a destination for the WFS_CMD_IPM_RETRACT_MEDIA command.

wMediaType

Specifies the type of media the media bin takes. This value is specified as one of the following values:

Value	Meaning
WFS_IPM_MEDIATYPIPM	The media bin takes media items via the IPM device class only.
WFS_IPM_MEDIATYPCOMPOUND	The media bin takes media from the IPM device class and from another device class (e.g. CIM).

lpstrBinID

An application defined Media Bin Identifier.

ulMediaInCount

Count of items that have entered the media bin as a result of operations on the IPM interface. This counter is incremented whenever media enters the media bin for any reason as a result of an operation initiated through the IPM interface. This value is persistent. On a retract-only bin, if the device cannot count media during a retract operation this value will be zero. In the case of Mixed Media processing this count does not include items associated with the CIM interface.

ulCount

Total number of media in the media bin (including items that may have been added via a compound device interface). If the bin is a shared bin with a compound device interface then this value may not be the same as the value of *ulMediaInCount*. On a retract-only bin, if the device cannot count media during a retract operation this value will be zero.

ulRetractOperations

The number of retract operations via commands WFS_CMD_IPM_RETRACT_MEDIA and WFS_CMD_IPM_RESET and error recovery where media is moved to the bin. This value is persistent.

bHardwareSensors

A capability that specifies whether or not the threshold event, WFS_USRE_IPM_MEDIABINTHRESHOLD (WFS_IPM_STATMBHIGH), can be generated based on hardware sensors in the device. If this value is TRUE then threshold events may be generated based on hardware sensors. If applications want the threshold event to be based on the hardware sensors then the threshold limits, *ulMaximumItems* and *ulMaximumRetractOperations*, must be set to zero. If they are not set to zero then the hardware sensors are ignored. This field is deprecated. The value for *bHardwareSensors* is reported using the WFS_INF_IPM_MEDIA_BIN_CAPABILITIES command.

ulMaximumItems

When *ulCount* reaches this value the threshold event WFS_USRE_IPM_MEDIABINTHRESHOLD (WFS_IPM_STATMBHIGH) will be generated.

ulMaximumRetractOperations

When *ulRetractOperations* reaches this value the threshold event WFS_USRE_IPM_MEDIABINTHRESHOLD (WFS_IPM_STATMBHIGH) will be generated. This value is zero if the bin is not a retract bin (i.e. does not contain the WFS_IPM_TYPERETRACT value in the *fwType* field).

usStatus

Describes the status of the media bin as one of the following values:

Value	Meaning
WFS_IPM_STATMBOK	The media bin is in a good state. Where WFSIPMMEDIABINCAPS. <i>bItemSensor</i> = TRUE this value also means the bin contains at least 1 item.
WFS_IPM_STATMBFULL	The media bin is full.
WFS_IPM_STATMBHIGH	The media bin is almost full (threshold).
WFS_IPM_STATMBINOP	The media bin is inoperative.
WFS_IPM_STATMBMISSING	The media bin is missing.
WFS_IPM_STATMBUNKNOWN	The media bin is unknown.
WFS_IPM_STATMBEMPTY	The media bin is in a good state and is empty. This is only reported where WFSIPMMEDIABINCAPS. <i>bItemSensor</i> = TRUE.

lpSzExtra

Pointer to a list of vendor-specific, or any other extended, information. The information is returned as a series of “*key=value*” strings so that it is easily extensible by Service Providers. Each string is null-terminated, with the final string terminating with two null characters. An empty list may be indicated by either a NULL pointer or a pointer to two consecutive null characters.

Error Codes Only the generic error codes defined in [Ref. 1] can be generated by this command.

Comments In the case where the media bin allows both deposit and retract operations but cannot count the number of media items retracted, then the threshold event will be generated when either *ulRetractOperations* or *ulCount* reaches its associated threshold value. Since these counts are unrelated but the media items are being placed in the same bin the threshold event is very inaccurate and should be disabled in favor of hardware sensors.

4.5 WFS_INF_IPM_TRANSACTION_STATUS

Description This command is used to request the status of the current or last media-in transaction as well as current status values outside a transaction. A media-in transaction consists of one or more WFS_CMD_IPM_MEDIA_IN commands. A media-in transaction is initiated by the WFS_CMD_IPM_MEDIA_IN command and remains active until the transaction is either confirmed through the WFS_CMD_IPM_MEDIA_IN_END command, or cancelled by the WFS_CMD_IPM_MEDIA_IN_ROLLBACK, the WFS_CMD_IPM_RETRACT_MEDIA or the WFS_CMD_IPM_RESET command. Multiple calls to the WFS_CMD_IPM_MEDIA_IN command can be made while a transaction is active to obtain additional items from the customer. The following values returned by this command can change after the media-in transaction has ended if items are later moved in the device:

WFSIPMTRANSSTATUS.usMediaOnStacker
WFSIPMTRANSSTATUS.lpszExtra
WFSIPMMEDIASTATUS.wMediaLocation
WFSIPMMEDIASTATUS.usBinNumber
WFSIPMMEDIASTATUS.wCustomerAccess

Mixed Media Mode: If the device is operating in Mixed Media mode (WFSIPMSTATUS.wMixedMode == WFS_IPM_CIMMIXEDMEDIA), on completion, all members of the WFSIPMTRANSSTATUS structure refer to both IPM and CIM items. The exceptions being *usTotalItems* and *lppMediaInfo* as these members represent IPM items only.

Input Param None.

Output Param LPWFSIPMTRANSSTATUS lpTransStatus;

```
typedef struct _wfs_ipm_trans_status
{
    WORD                wMediaInTransaction;
    USHORT              usMediaOnStacker;
    USHORT              usLastMediaInTotal;
    USHORT              usLastMediaAddedToStacker;
    USHORT              usTotalItems;
    USHORT              usTotalItemsRefused;
    USHORT              usTotalBunchesRefused;
    LPWFSIPMMEDIASTATUS *lppMediaInfo;
    LPSTR               lpszExtra;
} WFSIPMTRANSSTATUS, *LPWFSIPMTRANSSTATUS;
```

wMediaInTransaction

Status of the media-in transaction. This value is specified as one of the following values:

Value	Meaning
WFS_IPM_MITOK	The media-in transaction completed successfully.
WFS_IPM_MITACTIVE	There is a media-in transaction active.
WFS_IPM_MITROLLBACK	The media-in transaction was successfully rolled back.
WFS_IPM_MITROLLBACKAFTERDEPOSIT	The media-in transaction was successfully rolled back after some items had been deposited to a bin. This value only applies to devices without a stacker.
WFS_IPM_MITRETRACT	The media-in transaction ended with the items being successfully retracted.
WFS_IPM_MITFAILURE	The media-in transaction failed as the result of a device failure.
WFS_IPM_MITUNKNOWN	The state of the media-in transaction is unknown.
WFS_IPM_MITRESET	The media-in transaction ended as the result of a WFS_CMD_IPM_RESET or WFS_CMD_CIM_RESET command.

usMediaOnStacker

Contains the total number of media items currently on the stacker or WFS_IPM_MEDIANUMBERUNKNOWN if it is unknown. This count only applies to devices with stackers. This value can change outside of a media-in transaction as the media moves within the device.

usLastMediaInTotal

Contains the number of media items processed by the last WFS_CMD_IPM_MEDIA_IN command, or WFS_IPM_MEDIANUMBERUNKNOWN if it is unknown. This count is not modified for bunches of items which are refused as a single entity. This count only applies to devices with stackers and is persistent.

usLastMediaAddedToStacker

Contains the number of media items on the stacker successfully accepted by the last WFS_CMD_IPM_MEDIA_IN command, or WFS_IPM_MEDIANUMBERUNKNOWN if it is unknown. This count only applies to devices with stackers and is persistent.

The number of media items refused during the last command can be determined by *usLastMediaInTotal* - *usLastMediaAddedToStacker*. This is only possible if these values contain known values, and would not include bunches of items refused as a single entity.

usTotalItems

The total number of items that have been allocated a media ID during the whole of the current transaction (if a transaction is active) or last transaction (if no transaction is active). This count does not include refused items and CIM items, is WFS_IPM_MEDIANUMBERUNKNOWN if it is unknown, and is persistent.

usTotalItemsRefused

Contains the total number of refused items during the execution of the whole transaction. This count does not include bunches of items which are refused as a single entity without being processed as single items, is WFS_IPM_MEDIANUMBERUNKNOWN if it is unknown, and is persistent.

usTotalBunchesRefused

Contains the total number of refused bunches of items that were not processed as single items, is WFS_IPM_MEDIANUMBERUNKNOWN if it is unknown, and is persistent.

lppMediaInfo

Pointer to a NULL-terminated array of pointers to WFSIPMMEDIASTATUS structures. This array contains details of the media items processed during the current or last transaction (depending on the value of *wMediaInTransaction*). The array contains one element for every item that has been allocated a media ID (i.e. IPM items that have been reported to the application). If there are no media items then *lppMediaInfo* is NULL. The WFSIPMIMAGEDATA structure is described in the WFS_CMD_IPM_READ_IMAGE command section. The media info is available until a new transaction is started with the WFS_CMD_IPM_MEDIA_IN command. The media location information may be updated after a transaction is completed, e.g. if media that was presented to the customer is subsequently retracted. The media info is persistent.

```
typedef struct _wfs_ipm_mediastatus
{
    USHORT          usMediaID;
    WORD            wMediaLocation;
    USHORT          usBinNumber;
    ULONG           ulCodelineDataLength;
    LPBYTE          lpbCodelineData;
    WORD            wMagneticReadIndicator;
    LPWFSIPMIMAGEDATA *lppImage;
    WORD            fwInsertOrientation;
    LPWFSIPMMEDIASIZE lpMediaSize;
    WORD            wMediaValidity;
    WORD            wCustomerAccess;
} WFSIPMMEDIASTATUS, *LPWFSIPMMEDIASTATUS;
```

usMediaID

Specifies the sequence number (starting from 1) of the media item.

wMediaLocation

Specifies the location of the media item. This value can change outside of a media-in transaction as the media moves within the device. This value is specified as one of the following values:

Value	Meaning
WFS_IPM_LOCATION_DEVICE	The media item is inside the device in some position other than a bin.
WFS_IPM_LOCATION_BIN	The media item is in a bin. The bin number is defined by <i>usBinNumber</i> .
WFS_IPM_LOCATION_CUSTOMER	The media item has been returned to the customer.
WFS_IPM_LOCATION_UNKNOWN	The media item location is unknown.

usBinNumber

If *wMediaLocation* is WFS_IPM_LOCATION_BIN then this field contains the bin number where the media was stored. This value can change outside of a media-in transaction as the media moves within the device

ulCodelineDataLengh

Count of bytes of the following *lpbCodelineData*.

lpbCodelineData

Points to the code line data. *lpbCodelineData* contains characters in the ASCII range. If the code line was read using the OCR-A font then the ASCII codes will conform to Figure E1 in ANSI X3.17-1981. If the code line was read using the OCR-B font then the ASCII codes will conform to Figure C2 in ANSI X3.49-1975. In both these cases unrecognized characters will be reported as the REJECT code, 0x1A. The E13B and CMC7 fonts use the ASCII equivalents for the standard characters and use the byte values as reported by the WFS_INF_IPM_CODELINE_MAPPING command for the symbols that are unique to MICR fonts.

wMagneticReadIndicator

Specifies the type of technology used to read a MICR code line. This value is specified as one of the following values:

Value	Meaning
WFS_IPM_MRI_MICR	The MICR code line was read using MICR technology and MICR characters were present.
WFS_IPM_MRI_NOT_MICR	The MICR code line was NOT read using MICR technology.
WFS_IPM_MRI_NO_MICR	The MICR code line was read using MICR technology and no magnetic characters were read.
WFS_IPM_MRI_UNKNOWN	It is unknown how the MICR code line was read.
WFS_IPM_MRI_NOTMICRFORMAT	The code line is not a MICR format code line.
WFS_IPM_MRI_NOT_READ	No code line was read.

lppImage

Pointer to a NULL-terminated array of pointers to WFSIPMIMAGEDATA structures. If there is no image data then *lppImage* will be set to NULL. If the Service Provider has determined the orientation of the media (i.e. *fwInsertOrientation* is not set to WFS_IPM_INSUNKNOWN), then all images returned are in the standard orientation and the images will match the image source requested by the application. This means that images will be returned with the code line at the bottom, and the image of the front and rear of the media item will be returned in the structures associated with the WFS_IPM_IMAGEFRONT and WFS_IPM_IMAGEBACK image sources respectively.

fwInsertOrientation

This value reports how the media item was actually inserted into the input position (from the customer's perspective). This value is either WFS_IPM_INSUNKNOWN or a combination of the following flags consisting of one of type A and one of type B.

Value	Meaning	Type
WFS_IPM_INSUNKNOWN	The orientation of the inserted media is unknown.	N/A
WFS_IPM_INSCODELINERIGHT	The code line is to the right.	A
WFS_IPM_INSCODELINELEFT	The code line is to the left.	A
WFS_IPM_INSCODELINEBOTTOM	The code line is to the bottom.	A
WFS_IPM_INSCODELINETOP	The code line is to the top.	A
WFS_IPM_INSFACEUP	The front of the media (the side with the code line) is facing up.	B
WFS_IPM_INSFACEDOWN	The front of the media (the side with the code line) is facing down.	B

lpMediaSize

Pointer to a WFSIPMMEDIASIZE structure that specifies the size of the media item.

lpMediaSize is NULL if the device does not support media size measurement.

```
typedef struct _wfs_ipm_media_size
{
    ULONG                ulSizeX;
    ULONG                ulSizeY;
} WFSIPMMEDIASIZE, *LPWFSIPMMEDIASIZE;
```

ulSizeX

Specifies the length of the long edge of the media in millimeters, or zero if unknown.

ulSizeY

Specifies the length of the short edge of the media in millimeters, or zero if unknown.

wMediaValidity

Media items may have special security features which can be detected by the device. This field specifies whether the media item is suspect or valid, allowing the application the choice in how to further process a media item that could not be confirmed as being valid. This value is specified as one of the following values:

Value	Meaning
WFS_IPM_ITEMOK	The media item is valid.
WFS_IPM_ITEMSUSPECT	The validity of the media item is suspect.
WFS_IPM_ITEMUNKNOWN	The validity of the media item is unknown.
WFS_IPM_ITEMNOVALIDATION	No specific security features were evaluated.

wCustomerAccess

Specifies if the media item has been in customer access since it was first deposited, e.g. it has been retracted from a position with customer access. This value can change outside of a media-in transaction as the media moves within the device. This value is specified as one of the following values:

Value	Meaning
WFS_IPM_ACCESSUNKNOWN	It is not known if the media item has been in a position with customer access.
WFS_IPM_ACCESSCUSTOMER	The media item has been in a position with customer access.
WFS_IPM_ACCESSNONE	The media item has not been in a position with customer access.

lpzExtra

Pointer to a list of vendor-specific, or any other extended, information. The information is returned as a series of “*key=value*” strings so that it is easily extensible by Service Providers. Each string is null-terminated, with the final string terminating with two null characters. An empty list may be indicated by either a NULL pointer or a pointer to two consecutive null characters. This value can change outside of a media-in transaction as the media moves within the device.

Error Codes Only the generic error codes defined in [Ref. 1] can be generated by this command.

Comments None.

4.6 WFS_INF_IPM_MEDIA_BIN_CAPABILITIES

Description This command is used to retrieve information on bin capabilities. It does not provide information on status or counters of media bins.

This command can be seen as an extension to the WFS_INF_IPM_MEDIA_BIN_INFO command as it will always result in the same contents with regard to *usNumber* and the media bin information.

Input Param None.

Output Param LPWFSIPMBINCAPS lpMediaBinCaps;

```
typedef struct _wfs_ipm_bin_caps
{
    USHORT                usCount;
    LPWFSIPMMEDIABINCAPS *lppMediaBinCaps;
} WFSIPMBINCAPS, *LPWFSIPMBINCAPS;
```

usCount

Number of WFSIPMMEDIABINCAPS structures returned in *lppMediaBinCap*.

lppMediaBinCap

Pointer to an array of pointers to WFSIPMMEDIABINCAPS structures.

```
typedef struct _wfs_ipm_media_bin_caps
{
    USHORT                usBinNumber;
    LPSTR                 lpstrPositionName;
    BOOL                  bHardwareSensors;
    BOOL                  bItemSensors;
    LPSTR                 lpstrExtra;
    ULONG                 ulMaximum;
} WFSIPMMEDIABINCAPS, *LPWFSIPMMEDIABINCAPS;
```

usBinNumber

Index number of the media bin structure. Each structure has a unique number starting with a value of one (1) for the first structure, and incrementing by one for each subsequent structure.

lpstrPositionName

The physical position name where the bin is inserted.

bHardwareSensors

A capability that specifies whether or not the threshold event, WFS_USRE_IPM_MEDIABINTHRESHOLD (WFS_IPM_STATMBHIGH), can be generated based on hardware sensors in the device. If this value is TRUE then threshold events may be generated based on hardware sensors. If applications want the threshold event to be based on the hardware sensors then the threshold limits, WFSIPMMEDIABIN.*ulMaximumItems* and WFSIPMMEDIABIN.*ulMaximumRetractOperations*, must be set to zero. If they are not set to zero then the hardware sensors are ignored.

bItemSensors

A capability that specifies whether or not the threshold event, WFS_USRE_IPM_MEDIABINTHRESHOLD (WFS_IPM_STATMBEMPTY), can be generated based on hardware sensors in the device. If this value is TRUE then threshold events can be generated and WFSIPMMEDIABIN.*usStatus* can report WFS_IPM_STATMBEMPTY.

lpstrExtra

Pointer to a list of vendor-specific, or any other extended, information. The information is returned as a series of “key=value” strings so that it is easily extensible by Service Providers. Each string is null-terminated, with the final string terminating with two null characters. An empty list may be indicated by either a NULL pointer or a pointer to two consecutive null characters.

CWA 16926-18:2022 (E)

ulMaximum

The maximum number of items the media bin can hold. This is only for informational purposes. No threshold event will be generated when this value is reached. This value is persistent.

Error Codes Only the generic error codes defined in [Ref. 1] can be generated by this command.

Comments None.

5. Execute Commands

5.1 WFS_CMD_IPM_MEDIA_IN

Description	<p>This command accepts media into the device from the input position.</p> <p>A media-in transaction consists of one or more WFS_CMD_IPM_MEDIA_IN commands. A media-in transaction is initiated by the first WFS_CMD_IPM_MEDIA_IN command and remains active until the transaction is either confirmed through the WFS_CMD_IPM_MEDIA_IN_END command, or cancelled by the WFS_CMD_IPM_MEDIA_IN_ROLLBACK, the WFS_CMD_IPM_RETRACT_MEDIA or the WFS_CMD_IPM_RESET command. Multiple calls to the WFS_CMD_IPM_MEDIA_IN command can be made while a transaction is active to obtain additional items from the customer. If a media-in transaction is active (i.e. the transaction status is WFS_IPM_MITACTIVE) when a WFS_CMD_IPM_MEDIA_IN command is successfully cancelled, or the command times out then the transaction remains active.</p> <p>When the command is executed, if there is no media in the input slot then the device is enabled for media entry and the WFS_EXEE_IPM_NOMEDIA event is generated when the device is ready to accept media. When the customer inserts the media a WFS_EXEE_IPM_MEDIINSERTED event is generated and media processing begins. If media is already present at the input slot then a WFS_EXEE_IPM_MEDIINSERTED event is generated and media processing begins immediately.</p> <p>The WFS_EXEE_IPM_MEDIADATA event delivers the code line and all requested image data during execution of this command. One event is generated for each media item scanned by this command. The WFS_EXEE_IPM_MEDIADATA event is not generated for refused media items.</p> <p>A failure during processing a single media item does not mean that the command has failed even if some or all of the media are refused by the media reader. In this case the command will return WFS_SUCCESS and one or more WFS_EXEE_IPM_MEDIAREFUSED events will be sent to report the reasons why the items have been refused.</p> <p>Refused items are not presented back to the customer with this command. The WFS_EXEE_IPM_MEDIAREFUSED event indicates whether or not media must be returned to the customer before further media movement commands can be executed. If the WFS_EXEE_IPM_MEDIAREFUSED event indicates that the media must be returned then the application must use the WFS_CMD_IPM_PRESENT_MEDIA command to return the refused items. If the event does not indicate that the application must return the media items then the application can still elect to return the media items using the WFS_CMD_IPM_PRESENT_MEDIA command or instead allow the refused items to be returned during the WFS_CMD_IPM_MEDIA_IN_END or WFS_CMD_IPM_MEDIA_IN_ROLLBACK commands.</p> <p>If there is no stacker on the device or <i>bApplicationRefuse</i> is TRUE then just one of the media items inserted are processed by this command, and therefore the command completes as soon as the last image for the first item is produced or when the first item is automatically refused. If there is a stacker on the device then the command completes when the last image for the last item is produced or when the last item is refused.</p> <p>Mixed Media Mode: If the device is operating in Mixed Media mode (WFSIPMSTATUS.wMixedMode == WFS_IPM_CIMMIXEDMEDIA) the Service Provider will not perform any operation unless the WFS_CMD_CIM_CASH_IN command is called or has already been called on the CIM interface. On completion, the members of the WFSIPMMEDIAIN structure refer to IPM and CIM items. In Mixed Media mode application refusal is not supported.</p>
Input Param	<p>LPWFSIPMMEDIAINREQUEST lpMediaInRequest;</p> <pre>typedef struct _wfs_ipm_media_in_request { WORD wCodelineFormat; LPWFSIPMIMAGEREQUEST *lppImage; USHORT usMaxMediaOnStacker; BOOL bApplicationRefuse; } WFSIPMMEDIAINREQUEST, *LPWFSIPMMEDIAINREQUEST;</pre>

wCodelineFormat

Specifies the code line format, as one of following values (if zero no code line data is required):

Value	Meaning
WFS_IPM_CODELINECMC7	Read CMC7 code line.
WFS_IPM_CODELINEE13B	Read E13B code line.
WFS_IPM_CODELINEOCR	Read code line using OCR. The default or pre-configured OCR font will be used.
WFS_IPM_CODELINEOCRA	Read code line using OCR font A.
WFS_IPM_CODELINEOCRB	Read code line using OCR font B.

lppImage

Pointer to a NULL-terminated array of pointers to WFSIPMIMAGEREQUEST structures. The array contains one pointer to a WFSIPMIMAGEREQUEST structure for every image that should be read for each media item. If *lppImage* is NULL no images are required.

```
typedef struct _wfs_ipm_image_request
{
    WORD                wImageSource;
    WORD                wImageType;
    WORD                wImageColorFormat;
    WORD                wImageScanColor;
    LPSTR               lpSzImagePath;
} WFSIPMIMAGEREQUEST, *LPWFSIPMIMAGEREQUEST;
```

wImageSource

Specifies the source as one of the following values:

Value	Meaning
WFS_IPM_IMAGEFRONT	The returned image is for the front of the media item.
WFS_IPM_IMAGEBACK	The returned image is for the back of the media item.

wImageType

Specifies the format of the image returned by this command as one of the following values:

Value	Meaning
WFS_IPM_IMAGETIF	The returned image is in TIFF 6.0 format. The output file name will have the .tif extension appended to the filename.
WFS_IPM_IMAGEWMF	The returned image is in WMF (Windows Metafile) format. The output file name will have the .wmf extension appended to the filename.
WFS_IPM_IMAGEBMP	The returned image is in Windows BMP format. The output file name will have the .bmp extension appended to the filename.
WFS_IPM_IMAGEJPG	The returned image is in JPG format. The output file name will have the .jpg extension appended to the filename.

wImageColorFormat

Specifies the color format of the requested image as one of the following values:

Value	Meaning
WFS_IPM_IMAGECOLORBINARY	The scanned images has to be returned in binary (image contains two colors, usually the colors black and white).
WFS_IPM_IMAGECOLORGRAYSCALE	The scanned images has to be returned in gray scale (image contains multiple gray colors).
WFS_IPM_IMAGECOLORFULL	The scanned images has to be returned in full color (image contains colors like red, green, blue etc.).

wImageScanColor

Selects the color that should be used to scan the image. The value is specified as one of the following values:

Value	Meaning
WFS_IPM_SCANCOLORDEFAULT	Select the default color for the side of the item being scanned.
WFS_IPM_SCANCOLORRED	Select the red scan color.
WFS_IPM_SCANCOLORGREEN	Select the green scan color.
WFS_IPM_SCANCOLORBLUE	Select the blue scan color.
WFS_IPM_SCANCOLORYELLOW	Select the yellow scan color.
WFS_IPM_SCANCOLORWHITE	Select the white scan color.

lpSzImagePath

Specifies the full path name of the folder where the image will be stored, e.g. "C:\TEMP". The actual file name for the image produced will be vendor specific. The name used is reported in the event containing the item data for each media item. The Service Provider may reuse file names from the start of each media-in transaction, so applications must manage the file lifetime as required. If NULL is provided for this field then the command will be rejected with the WFS_ERR_INVALID_DATA error. If the folder does not exist or cannot be accessed by the Service Provider then the command will be rejected with the WFS_ERR_IPM_FILEIOERROR error. This value is terminated with a single null character and cannot contain UNICODE characters.

usMaxMediaOnStacker

Maximum number of media items allowed on the stacker during the media-in transaction. This value is used to limit the total number of media items on the stacker. When this limit is reached all further media items will be refused and a WFS_EXEE_IPM_MEDIAREFUSED event will be generated reporting WFS_IPM_REFUSED_STACKERFULL. This value cannot exceed the value reported in the WFSIPMCAPS.usMaxMediaOnStacker field of the Capabilities or the Service Provider will return a WFS_ERR_INVALID_DATA error. If this value is zero then the maximum number of items allowed on the stacker reported in the WFSIPMCAPS.usMaxMediaOnStacker field of the Capabilities will be used. This value must be the same during all calls to the WFM_CMD_IPM_MEDIA_IN command within a single media-in transaction or the Service Provider will return a WFS_ERR_INVALID_DATA error. This value is ignored on devices without stackers.

bApplicationRefuse

Specifies if the application wants to make the decision to accept or refuse each media item that has successfully been accepted by the device. If this value is TRUE then the application must decide to accept or refuse each item. The application must use the WFS_CMD_IPM_ACCEPT_ITEM and WFS_CMD_IPM_GET_NEXT_ITEM commands in a sequential manner to process the bunch of media inserted during the WFS_CMD_IPM_MEDIA_IN command. If this value is FALSE then any decision on whether an item should be refused is left to the device/Service Provider. This value must have the same value within all calls to WFS_CMD_IPM_MEDIA_IN within a transaction. This value must be FALSE when the bApplicationRefuse capability is FALSE. This value must be FALSE when wMixedMode status is WFS_IPM_CIMMIXEDMEDIA.

Output Param LPWFSIPMMEDIAIN lpMediaIn;

```
typedef struct _wfs_ipm_media_in
{
    USHORT          usMediaOnStacker;
    USHORT          usLastMedia;
    USHORT          usLastMediaOnStacker;
    WORD            wMediaFeeder;
} WFSIPMMEDIAIN, *LPWFSIPMMEDIAIN;
```

usMediaOnStacker

Contains the total number of media items on the stacker (including usLastMediaOnStacker), or WFS_IPM_MEDIANUMBERUNKNOWN if it is unknown. This count only applies to devices with stackers.

usLastMedia

Contains the number of media items processed by this instance of the command execution, or WFS_IPM_MEDIANUMBERUNKNOWN if it is unknown. This count only applies to devices with stackers.

usLastMediaOnStacker

Contains the number of media items on the stacker successfully accepted by this instance of the command execution, or WFS_IPM_MEDIANUMBERUNKNOWN if it is unknown. This count only applies to devices with stackers.

The number of refused media items can be determined by *usLastMedia* - *usLastMediaOnStacker*. This is only possible if these values contain known values, and would not be possible if a bunch of items were refused as a single entity.

wMediaFeeder

Supplies the state of the media feeder. This value indicates if there are items on the media feeder waiting for processing via the WFS_CMD_IPM_GET_NEXT_ITEM command. This value can be one of the following values:

Value	Meaning
WFS_IPM_FEEDEREMPTY	The media feeder is empty.
WFS_IPM_FEEDERNOTEMPTY	The media feeder is not empty.
WFS_IPM_FEEDERNOTSUPP	The physical device has no media feeder.

Error Codes

In addition to the generic error codes defined in [Ref. 1], the following error codes can be generated by this command:

Value	Meaning
WFS_ERR_IPM_STACKERFULL	The internal stacker is already full or has already reached the limit specified as an input parameter. No media items can be accepted.
WFS_ERR_IPM_SHUTTERFAIL	Open or close of the shutter failed due to manipulation or hardware error.
WFS_ERR_IPM_MEDIAJAMMED	The media is jammed.
WFS_ERR_IPM_FILEIOERROR	Directory does not exist or file IO error while storing the image to the hard disk.
WFS_ERR_IPM_REFUSEDITEMS	Programming error: refused items that must be returned via the WFS_CMD_IPM_PRESENT_MEDIA command have not been presented (see <i>bPresentRequired</i> in the WFS_EXEE_IPM_MEDIAREFUSED event parameters).
WFS_ERR_IPM_ALLBINSFULL	All media bins are unusable due to being full, missing or inoperative, so no further items can be accepted.
WFS_ERR_IPM_SCANNERINOP	Only images were requested by the application and these cannot be obtained because the image scanner is inoperative.
WFS_ERR_IPM_MICRINOP	Only MICR data was requested by the application and it cannot be obtained because the MICR reader is inoperative.
WFS_ERR_IPM_POSITIONNOTEMPTY	One of the input/output/refused positions is not empty and items cannot be inserted until the media items in the position are removed.
WFS_ERR_IPM_FEEDERNOTEMPTY	The media feeder is not empty. This only applies when the WFS_CMD_IPM_GET_NEXT_ITEM command should be used to retrieve the next media item.

WFS_ERR_IPM_MEDIAREJECTED

The media was rejected before it was fully inserted within the device. The WFS_EXEE_IPM_MEDIAREJECTED event is posted with the details. The device is still operational.

WFS_ERR_IPM_FEEDERINOPERATIVE
WFS_ERR_IPM_MEDIAPRESENT

The media feeder is inoperative.
Media from a previous transaction is present in the device when an attempt to start a new media-in transaction was made. The media must be cleared before a new transaction can be started.

Events

In addition to the generic events defined in [Ref. 1], the following events can be generated by this command:

Value	Meaning
WFS_EXEE_IPM_NOMEDIA	No media is present in the input position and the device is ready for the customer to insert media.
WFS_EXEE_IPM_MEDIINSERTED	The media has been inserted into the device.
WFS_EXEE_IPM_MEDIAREFUSED	The media has been refused.
WFS_EXEE_IPM_MEDIADATA	Delivers media data (images and code line) during the command.
WFS_EXEE_IPM_MEDIAREJECTED	The media has been rejected before it was fully inserted within the device and has been presented back to the user. It is available at the input position. When the media is removed, a WFS_SRVE_IPM_MEDIATAKEN event will be generated.
WFS_USRE_IPM_SCANNERTHRESHOLD	The imaging scanner is fading or inoperative. Note that this event is sent only once, at the point at which the status changes.
WFS_USRE_IPM_MICRTHRESHOLD	The MICR reader performance is degraded or the reader is inoperative. Note that this event is sent only once, at the point at which the status changes.
WFS_SRVE_IPM_SHUTTERSTATUSCHANGED	The shutter status has changed.

Comments None.

5.2 WFS_CMD_IPM_MEDIA_IN_END

Description This command ends a media-in transaction. If media items are on the stacker as a result of a WFS_CMD_IPM_MEDIA_IN command, the actions predefined through the WFS_CMD_IPM_PRINT_TEXT (stamping & endorsing) and WFS_CMD_IPM_GET_IMAGE_AFTER_PRINT commands are executed and then these media items are moved to the destination defined by the WFS_CMD_IPM_SET_DESTINATION command. If no action (print, stamp, rescan) has been predefined then the items are just moved to their destination. If the destination has not been set for a media item then the Service Provider will decide which bin to put the item into. If no items are in the device the command will complete with the WFS_ERR_IPM_NOMEDIAPRESENT error and the transaction status will be set to WFS_IPM_MITOK.

The way in which media is returned to the customer as a result of this command is defined by the *bPresentControl* flag reported by the WFS_INF_IPM_CAPABILITIES command. If the *bPresentControl* flag is FALSE the application must call the WFS_CMD_IPM_PRESENT_MEDIA command to present the media items to be returned as a result of this command. If the *bPresentControl* flag is TRUE the Service Provider presents any returned items implicitly and the application does not need to call the WFS_CMD_IPM_PRESENT_MEDIA command.

If items have been refused and the WFS_IPM_EXEE_MEDIAREFUSED event has indicated that the items must be returned (i.e. *bPresentRequired* is TRUE) then these items must be returned using the WFS_CMD_IPM_PRESENT_MEDIA command before the WFS_CMD_IPM_MEDIA_IN_END command is issued, otherwise a WFS_ERR_IPM_REFUSEDITEMS error will be returned. If items have been refused and the WFS_IPM_EXEE_MEDIAREFUSED event has indicated that the items do not need to be returned (i.e. *bPresentRequired* is FALSE) then the WFS_CMD_IPM_MEDIA_IN_END command causes any refused items which have not yet been returned to the customer (via the WFS_CMD_IPM_PRESENT_MEDIA command) to be returned along with any items that the application has selected to return to the customer (via the WFS_CMD_IPM_SET_DESTINATION command). Even if all items are being deposited, previously refused items will be returned to the customer by this command. The WFS_EXEE_IPM_MEDIAPRESENTED event(s) inform the application of the position where the media has been presented to.

This command completes when all the media items have been put into their specified bins and in the case where media is returned to the customer as a result of this command, after the last bunch of media items to be returned to the customer has been presented, but before the last bunch is taken.

The media-in transaction is ended even if this command does not complete successfully.

Mixed Media Mode: If the device is operating in Mixed Media mode (WFSIPMSTATUS.wMixedMode == WFS_IPM_CIMMIXEDMEDIA) the Service Provider will not perform any operation unless the WFS_CMD_CIM_CASH_IN_END command is called or has already been called on the CIM interface. Alternatively, if the WFSIPMCAPS.bMixedDepositAndRollback is TRUE, then the WFS_CMD_CIM_CASH_IN_ROLLBACK command could be used instead of the WFS_CMD_CIM_CASH_IN_END command in order to deposit the checks and return the bills. On completion, the members of the WFSIPMMEDIAINEND structure will refer to IPM items.

Input Param None.

Output Param LPWFSIPMMEDIAINEND lpMediaInEnd;

```
typedef struct _wfs_ipm_media_in_end
{
    USHORT          usItemsReturned;
    USHORT          usItemsRefused;
    USHORT          usBunchesRefused;
    LPWFSIPMMEDIABININFO lpMediaBinInfo;
} WFSIPMMEDIAINEND, *LPWFSIPMMEDIAINEND;
```

usItemsReturned

Contains the number of media items that were returned to the customer by application selection through the WFS_CMD_IPM_SET_DESTINATION command during the current transaction. This does not include items that were refused.

usItemsRefused

Contains the total number of items automatically returned to the customer during the execution of the whole transaction. This count does not include bunches of items which are refused as a single entity without being processed as single items.

usBunchesRefused

Contains the total number of refused bunches of items that were automatically returned to the customer without being processed as single items.

lpMediaBinInfo

Pointer to a WFSIPMMEDIABININFO structure containing a list of media bins that have taken media during the current transaction. For a description of the WFSIPMMEDIABININFO structure see the definition of the WFS_INF_IPM_MEDIA_BIN_INFO command. This pointer must always point to a WFSIPMMEDIABININFO structure, it cannot be NULL. The structure returned only contains data related to the current transaction, i.e. *ulCount* and *ulMediaInCount* define the number of media in the media bin for this transaction.

Error Codes In addition to the generic error codes defined in [Ref. 1], the following error codes can be generated by this command:

Value	Meaning
WFS_ERR_IPM_NOMEDIAPRESENT	No media is present in the device.
WFS_ERR_IPM_SHUTTERFAIL	Open or close of the shutter failed due to manipulation or hardware error.
WFS_ERR_IPM_MEDIAJAMMED	The media is jammed.
WFS_ERR_IPM_MEDIABINERROR	A problem occurred with a media bin. A WFS_EXEE_IPM_MEDIABINERROR event will be sent with the details.
WFS_ERR_IPM_POSITIONNOTEMPTY	One of the input/output/refused positions is not empty.
WFS_ERR_IPM_SEQUENCEINVALID	Programming error: invalid command sequence, e.g. this command was executed when there was no active transaction.
WFS_ERR_IPM_REFUSEDITEMS	Programming error: refused items that must be returned via the WFS_CMD_IPM_PRESENT_MEDIA command have not been presented (see <i>bPresentRequired</i> in the WFS_EXEE_IPM_MEDIAREFUSED event parameters).
WFS_ERR_IPM_FEEDERNOTEMPTY	The media feeder is not empty.

Events In addition to the generic events defined in [Ref. 1], the following events can be generated by this command:

Value	Meaning
WFS_USRE_IPM_MEDIABINTHRESHOLD	A threshold condition has occurred in one of the media bins.
WFS_EXEE_IPM_MEDIADATA	Delivers media images scanned after the item has been printed.
WFS_EXEE_IPM_MEDIABINERROR	A problem occurred with a media bin.
WFS_USRE_IPM_TONERTHRESHOLD	The toner or ink supply is low or empty or the printing contrast with ribbon is weak or not sufficient, operator intervention is required. Note that this event is sent only once, at the point at which the supply becomes low or empty. It is sent with WFS_IPM_TONERLOW or WFS_IPM_TONEROUT status.

WFS_USRE_IPM_INKTHRESHOLD	The stamp ink supply is low or empty, operator intervention is required. Note that this event is sent only once, at the point at which the supply becomes low or empty. It is sent with WFS_IPM_INKLOW or WFS_IPM_INKOUT status.
WFS_USRE_IPM_SCANNERTHRESHOLD	The imaging scanner is fading or inoperative. Note that this event is sent only once, at the point at which the status changes.
WFS_SRVE_IPM_MEDIATAKEN	The media has been taken by the user.
WFS_EXEE_IPM_MEDIAPRESENTED	The media has been presented for removal.
WFS_SRVE_IPM_SHUTTERSTATUSCHANGED	The shutter status has changed.
Comments	None.

5.3 WFS_CMD_IPM_MEDIA_IN_ROLLBACK

Description This command ends a media-in transaction. All media that is in the device as a result of WFS_CMD_IPM_MEDIA_IN commands is returned to the customer. Nothing is printed on the media. If no items are in the device the command will complete with the WFS_ERR_IPM_NOMEDIAPRESENT error and the transaction status will be set to WFS_IPM_MITROLLBACK.

The way in which media is returned to the customer as a result of this command is defined by the *bPresentControl* flag reported by the WFS_INF_IPM_CAPABILITIES command. If the *bPresentControl* flag is FALSE the application must call the WFS_CMD_IPM_PRESENT_MEDIA command to present the media items to be returned as a result of this command. If the *bPresentControl* flag is TRUE the Service Provider presents any returned items implicitly and the application does not need to call the WFS_CMD_IPM_PRESENT_MEDIA command.

If items have been refused and the WFS_IPM_EXEE_MEDIAREFUSED event has indicated that the items must be returned (i.e. *bPresentRequired* is TRUE) then these items must be returned using the WFS_CMD_IPM_PRESENT_MEDIA command before the WFS_CMD_IPM_MEDIA_IN_ROLLBACK command is issued, otherwise a WFS_ERR_IPM_REFUSEDITEMS error will be returned. If items have been refused and the WFS_IPM_EXEE_MEDIAREFUSED event has indicated that the items do not need to be returned (i.e. *bPresentRequired* is FALSE) then the WFS_CMD_IPM_MEDIA_IN_ROLLBACK command causes any refused items which have not yet been returned to the customer (via the WFS_CMD_IPM_PRESENT_MEDIA command) to be returned along with any items that are returned as a result of the rollback. The WFS_EXEE_IPM_MEDIAPRESENTED event(s) inform the application of the position where the media has been presented to.

In the case where media is returned to the customer as a result of this command, this command completes when the last bunch of media items to be returned to the customer has been presented, but before the last bunch is taken.

The media-in transaction is ended even if this command does not complete successfully.

Mixed Media Mode: If the device is operating in Mixed Media mode (WFSIPMSTATUS.wMixedMode == WFS_IPM_CIMMIXEDMEDIA) the Service Provider will not perform any operation unless the WFS_CMD_CIM_CASH_IN_ROLLBACK command is called or has already been called on the CIM interface. Alternatively, if the WFSIPMCAPS.bMixedDepositAndRollback is TRUE, then the WFS_CMD_CIM_CASH_IN_END command could be used instead of the WFS_CMD_CIM_CASH_IN_ROLLBACK command in order to deposit the bills and return the checks.

Input Param None.

Output Param None.

Error Codes In addition to the generic error codes defined in [Ref. 1], the following error codes can be generated by this command:

Value	Meaning
WFS_ERR_IPM_NOMEDIAPRESENT	No media is present in the device.
WFS_ERR_IPM_MEDIAJAMMED	The media is jammed.
WFS_ERR_IPM_SEQUENCEINVALID	Programming error: invalid command sequence (e.g. no transaction active).
WFS_ERR_IPM_SHUTTERFAIL	Open or close of the shutter failed due to manipulation or hardware error.
WFS_ERR_IPM_POSITIONNOTEMPTY	The output position is not empty.
WFS_ERR_IPM_REFUSEDITEMS	Programming error: refused items that must be returned via the WFS_CMD_IPM_PRESENT_MEDIA command have not been presented (see <i>bPresentRequired</i> in the WFS_EXEE_IPM_MEDIAREFUSED event parameters).

CWA 16926-18:2022 (E)

Events In addition to the generic events defined in [Ref. 1], the following events can be generated by this command:

Value	Meaning
WFS_SRVE_IPM_MEDIATAKEN	The media has been taken by the user.
WFS_EXEE_IPM_MEDIAPRESENTED	The media has been presented for removal.
WFS_SRVE_IPM_SHUTTERSTATUSCHANGED	The shutter status has changed.

Comments None.

5.4 WFS_CMD_IPM_READ_IMAGE

Description On devices where items can be physically rescanned or all the supported image formats can be generated during this command (regardless of the images requested during the WFS_CMD_IPM_MEDIA_IN command), i.e. where *bRescan* capability is TRUE, then this command is used to obtain additional images and/or reread the code line for media already in the device.

On devices where *bRescan* capability is FALSE, this command is used to retrieve an image or code line that was initially obtained when the media was initially processed (e.g. during the WFS_CMD_IPM_MEDIA_IN or WFS_CMD_IPM_GET_NEXT_ITEM command). In this case, all images required must have previously been requested during the WFS_CMD_IPM_MEDIA_IN command.

The media has to be inserted using the command WFS_CMD_IPM_MEDIA_IN. If no media is present the command returns the error code WFS_ERR_IPM_NOMEDIAPRESENT.

Input Param LPWFSIPMREADIMAGEIN lpReadImageIn;

```
typedef struct _wfs_ipm_read_image_request
{
    USHORT          usMediaID;
    WORD            wCodelineFormat;
    LPWFSIPMIMAGEREQUEST *lppImage;
} WFSIPMREADIMAGEIN, *LPWFSIPMREADIMAGEIN;
```

usMediaID

Specifies the sequence number of a media item. Valid IDs are 1 to the maximum media ID assigned within the transaction.

wCodelineFormat

Specifies the code line format, as a one of following values (zero if source not selected):

Value	Meaning
WFS_IPM_CODELINECMC7	Read CMC7 code line.
WFS_IPM_CODELINEE13B	Read E13B code line.
WFS_IPM_CODELINEOCR	Read code line using OCR. The default or pre-configured OCR font will be used.
WFS_IPM_CODELINEOCRA	Read code line using OCR font A.
WFS_IPM_CODELINEOCRB	Read code line using OCR font B.

lppImage

Pointer to a NULL-terminated array of pointers to WFSIPMIMAGEREQUEST structures describing the required images. If NULL no images are required.

```
typedef struct _wfs_ipm_image_request
{
    WORD            wImageSource;
    WORD            wImageType;
    WORD            wImageColorFormat;
    WORD            wImageScanColor;
    LPSTR           lpzImagePath;
} WFSIPMIMAGEREQUEST, *LPWFSIPMIMAGEREQUEST;
```

wImageSource

Specifies the source as one of the following values:

Value	Meaning
WFS_IPM_IMAGEFRONT	The returned image is for the front of the media item.
WFS_IPM_IMAGEBACK	The returned image is for the back of the media item.

wImageType

Specifies the format of the image returned by this command as one of the following values:

Value	Meaning
WFS_IPM_IMAGETIF	The returned image is in TIFF 6.0 format. The output file name will have the .tif extension appended to the filename.
WFS_IPM_IMAGEWMF	The returned image is in WMF (Windows Metafile) format. The output file name will have the .wmf extension appended to the filename.
WFS_IPM_IMAGEBMP	The returned image is in Windows BMP format. The output file name will have the .bmp extension appended to the filename.
WFS_IPM_IMAGEJPG	The returned image is in JPG format. The output file name will have the .jpg extension appended to the filename.

wImageColorFormat

Specifies the color format of the requested image as one of the following values:

Value	Meaning
WFS_IPM_IMAGECOLORBINARY	The scanned images has to be returned in binary (image contains two colors, usually the colors black and white).
WFS_IPM_IMAGECOLORGRAYSCALE	The scanned images has to be returned in gray scale (image contains multiple gray colors).
WFS_IPM_IMAGECOLORFULL	The scanned images has to be returned in full color (image contains colors like red, green, blue etc.).

wImageScanColor

Selects the scan color. The value is specified as one of the following values:

Value	Meaning
WFS_IPM_SCANCOLORDEFAULT	Select the default scan color for the side of the item being scanned.
WFS_IPM_SCANCOLORRED	Select the red scan color.
WFS_IPM_SCANCOLORGREEN	Select the green scan color.
WFS_IPM_SCANCOLORBLUE	Select the blue scan color.
WFS_IPM_SCANCOLORYELLOW	Select the yellow scan color.
WFS_IPM_SCANCOLORWHITE	Select the white scan color.

lpSzImagePath

Specifies the full path and file name where the image will be stored. If NULL is provided for this field then the command will be rejected with the WFS_ERR_INVALID_DATA error. If the folder does not exist or cannot be accessed by the Service Provider then the command will be rejected with the WFS_ERR_IPM_FILEIOERROR error. This value is terminated with a single null character and cannot contain UNICODE characters.

Output Param LPWFSIPMMEDIADATA lpMediaData;

```
typedef struct _wfs_ipm_mediadata
{
    USHORT          usMediaID;
    ULONG           ulCodelineDataLength;
    LPBYTE          lpbCodelineData;
    WORD            wMagneticReadIndicator;
    LPWFSIPMIMAGEDATA *lppImage;
    WORD            fwInsertOrientation;
    LPWFSIPMMEDIASIZE lpMediaSize;
    WORD            wMediaValidity;
} WFSIPMMEDIADATA, *LPWFSIPMMEDIADATA;
```

usMediaID

Specifies the sequence number (starting from 1) of the media item.

ulCodelineDataLength

Count of bytes of the following *lpbCodelineData*.

lpbCodelineData

Points to the code line data. *lpbCodelineData* contains characters in the ASCII range. If the code line was read using the OCR-A font then the ASCII codes will conform to Figure E1 in ANSI X3.17-1981. If the code line was read using the OCR-B font then the ASCII codes will conform to Figure C2 in ANSI X3.49-1975. In both these cases unrecognized characters will be reported as the REJECT code, 0x1A. The E13B and CMC7 fonts use the ASCII equivalents for the standard characters and use the byte values as reported by the WFS_INF_IPM_CODELINE_MAPPING command for the symbols that are unique to MICR fonts.

wMagneticReadIndicator

Specifies the type of technology used to read a MICR code line.

Value	Meaning
WFS_IPM_MRI_MICR	The MICR code line was read using MICR technology and MICR characters were present.
WFS_IPM_MRI_NOT_MICR	The MICR code line was NOT read using MICR technology.
WFS_IPM_MRI_NO_MICR	The MICR code line was read using MICR technology and no magnetic characters were read.
WFS_IPM_MRI_UNKNOWN	It is unknown how the MICR code line was read.
WFS_IPM_MRI_NOTMICRFORMAT	The code line is not a MICR format code line.
WFS_IPM_MRI_NOT_READ	No code line was read.

lpImage

Pointer to a NULL-terminated array of pointers to WFSIPMIMAGEDATA structures. If image data items have not been requested then *lpImage* will be set to NULL. If the Service Provider has determined the orientation of the media (i.e. *fwInsertOrientation* is not set to WFS_IPM_INSUNKNOWN), then all images returned are in the standard orientation and the images will match the image source requested by the application. This means that images will be returned with the code line at the bottom, and the image of the front and rear of the media item will be returned in the structures associated with the WFS_IPM_IMAGEFRONT and WFS_IPM_IMAGEBACK image sources respectively.

```
typedef struct _wfs_ipm_image_data
{
    WORD                wImageSource;
    WORD                wImageType;
    WORD                wImageColorFormat;
    WORD                wImageScanColor;
    WORD                wImageStatus;
    LPSTR               lpImageFile;
} WFSIPMIMAGEDATA, *LPWFSIPMIMAGEDATA;
```

wImageSource

Specifies the source of the data returned by this item as one of the following values:

Value	Meaning
WFS_IPM_IMAGEFRONT	The returned image is for the front of the media item.
WFS_IPM_IMAGEBACK	The returned image is for the back of the media item.

wImageType

Specifies the format of the image returned by this item as one of the following values:

Value	Meaning
WFS_IPM_IMAGETIF	The returned image is in TIFF 6.0 format.
WFS_IPM_IMAGEWMF	The returned image is in WMF (Windows Metafile) format.
WFS_IPM_IMAGEBMP	The returned image is in Windows BMP format.
WFS_IPM_IMAGEJPG	The returned image is in JPG format.

wImageColorFormat

Specifies the color format of the image returned by this item as one of following values:

Value	Meaning
WFS_IPM_IMAGECOLORBINARY	The scanned image is returned in binary format (image contains two colors, usually the colors black and white).
WFS_IPM_IMAGECOLORGRAYSCALE	The scanned image is returned in binary format (image contains multiple gray colors).
WFS_IPM_IMAGECOLORFULL	The scanned image is returned in full color (image contains colors like red, green, blue, etc.).

wImageScanColor

Specifies the scan color of the image returned by this item as one of following values:

Value	Meaning
WFS_IPM_SCANCOLORRED	The image was scanned with red light.
WFS_IPM_SCANCOLORGREEN	The image was scanned with green light.
WFS_IPM_SCANCOLORBLUE	The image was scanned with blue light.
WFS_IPM_SCANCOLORYELLOW	The image was scanned with yellow light.
WFS_IPM_SCANCOLORWHITE	The image was scanned with white light.

wImageStatus

Status of the requested image data. Possible values are:

Value	Meaning
WFS_IPM_DATAOK	The data is OK.
WFS_IPM_DATASRCNOTSUPP	The data source or image attributes are not supported by the Service Provider, e.g. scan color not supported.
WFS_IPM_DATASRCMISSING	The requested image could not be obtained.

lpzImageFile

Specifies the full path and file name where the image is stored, e.g.

“C:\Temp\FrontImage.bmp”. This value is terminated with a single null character and cannot contain UNICODE characters. The path and file name used is selected by the input parameters.

fwInsertOrientation

This value reports how the media item was actually inserted into the input position (from the customer's perspective). This value is either WFS_IPM_INSUNKNOWN or a combination of the following flags consisting of one of type A and one of type B.

Value	Meaning	Type
WFS_IPM_INSUNKNOWN	The orientation of the inserted media is unknown.	N/A
WFS_IPM_INSCODELINERIGHT	The code line is to the right.	A
WFS_IPM_INSCODELINELEFT	The code line is to the left.	A
WFS_IPM_INSCODELINEBOTTOM	The code line is to the bottom.	A
WFS_IPM_INSCODELINETOP	The code line is to the top.	A
WFS_IPM_INSFACEUP	The front of the media (the side with the code line) is facing up.	B
WFS_IPM_INSFACEDOWN	The front of the media (the side with the code line) is facing down.	B

lpMediaSize

Pointer to a WFSIPMMEDIASIZE structure that specifies the size of the media item. *lpMediaSize* is NULL if the device does not support media size measurement.

```
typedef struct _wfs_ipm_media_size
{
    ULONG                ulSizeX;
    ULONG                ulSizeY;
} WFSIPMMEDIASIZE, *LPWFSIPMMEDIASIZE;
```

ulSizeX

Specifies the length of the long edge of the media in millimeters, or zero if unknown.

ulSizeY

Specifies the length of the short edge of the media in millimeters, or zero if unknown.

wMediaValidity

Media items may have special security features which can be detected by the device. This field specifies whether the media item is suspect or valid, allowing the application a choice in how to further process a media item that could not be confirmed as being valid. This value is specified as one of the following values:

Value	Meaning
WFS_IPM_ITEMOK	The media item is valid.
WFS_IPM_ITEMSUSPECT	The validity of the media item is suspect.
WFS_IPM_ITEMUNKNOWN	The validity of the media item is unknown.
WFS_IPM_ITEMNOVALIDATION	No specific security features were evaluated.

Error Codes In addition to the generic error codes defined in [Ref. 1], the following error codes can be generated by this command:

Value	Meaning
WFS_ERR_IPM_MEDIAJAMMED	The media is jammed.
WFS_ERR_IPM_FILEIOERROR	Directory does not exist or file IO error while storing the image to the hard disk.
WFS_ERR_IPM_SCANNERINOP	Only images were requested by the application and these cannot be obtained because the image scanner is inoperative.
WFS_ERR_IPM_MICRINOP	Only MICR data was requested by the application and it cannot be obtained because the MICR reader is inoperative.
WFS_ERR_IPM_NOMEDIAPRESENT	No media is present in the device.
WFS_ERR_IPM_SEQUENCEINVALID	Programming error: invalid command sequence.
WFS_ERR_IPM_INVALIDMEDIAID	The requested media ID does not exist.

Events In addition to the generic events defined in [Ref. 1], the following events can be generated by this command:

Value	Meaning
WFS_USRE_IPM_SCANNERTHRESHOLD	The imaging scanner is fading or inoperative. Note that this event is sent only once, at the point at which the status changes.
WFS_USRE_IPM_MICRTHRESHOLD	The MICR reader performance is degraded or the reader is inoperative. Note that this event is sent only once, at the point at which the status changes.

Comments None.

5.5 WFS_CMD_IPM_SET_DESTINATION

Description	<p>This command is used to predefine the destination of the specified media item. The media is not moved immediately by this command. On devices with stackers, the command WFS_CMD_IPM_MEDIA_IN_END transports the corresponding media item to the defined destination. On devices without stackers, the command WFS_CMD_IPM_ACTION_ITEM transports the corresponding media item to the defined destination.</p> <p>The Service Provider will determine which bin to use for any items that have not had a destination set by the application.</p>														
Input Param	<p>LPWFSIPMSETDESTINATION lpSetDestination;</p> <pre>typedef struct _wfs_ipm_set_destination { USHORT usMediaID; USHORT usBinNumber; } WFSIPMSETDESTINATION, *LPWFSIPMSETDESTINATION;</pre> <p><i>usMediaID</i> Specifies the sequence number of a media item. Valid IDs are 1 to the maximum media ID assigned within the transaction. Zero selects all media on the stacker.</p> <p><i>usBinNumber</i> Specifies the number of a media bin or zero to return the media items to the customer. The media bins that can accept deposited items can be obtained through the WFS_INF_IPM_MEDIA_BIN_INFO command.</p>														
Output Param	None.														
Error Codes	<p>In addition to the generic error codes defined in [Ref. 1], the following error codes can be generated by this command:</p> <table> <tr> <th>Value</th><th>Meaning</th></tr> <tr> <td>WFS_ERR_IPM_NOMEDIAPRESENT</td><td>No media is present in the device.</td></tr> <tr> <td>WFS_ERR_IPM_SEQUENCEINVALID</td><td>Programming error: invalid command sequence.</td></tr> <tr> <td>WFS_ERR_IPM_INVALIDMEDIAID</td><td>The requested media ID does not exist.</td></tr> <tr> <td>WFS_ERR_IPM_INVALIDBIN</td><td>The specified bin cannot take media, either it is a retract only bin or it is missing.</td></tr> <tr> <td>WFS_ERR_IPM_NOBIN</td><td>The specified bin does not exist.</td></tr> <tr> <td>WFS_ERR_IPM_MEDIABINFULL</td><td>The media bin is already full and no media can be placed in the specified bin.</td></tr> </table>	Value	Meaning	WFS_ERR_IPM_NOMEDIAPRESENT	No media is present in the device.	WFS_ERR_IPM_SEQUENCEINVALID	Programming error: invalid command sequence.	WFS_ERR_IPM_INVALIDMEDIAID	The requested media ID does not exist.	WFS_ERR_IPM_INVALIDBIN	The specified bin cannot take media, either it is a retract only bin or it is missing.	WFS_ERR_IPM_NOBIN	The specified bin does not exist.	WFS_ERR_IPM_MEDIABINFULL	The media bin is already full and no media can be placed in the specified bin.
Value	Meaning														
WFS_ERR_IPM_NOMEDIAPRESENT	No media is present in the device.														
WFS_ERR_IPM_SEQUENCEINVALID	Programming error: invalid command sequence.														
WFS_ERR_IPM_INVALIDMEDIAID	The requested media ID does not exist.														
WFS_ERR_IPM_INVALIDBIN	The specified bin cannot take media, either it is a retract only bin or it is missing.														
WFS_ERR_IPM_NOBIN	The specified bin does not exist.														
WFS_ERR_IPM_MEDIABINFULL	The media bin is already full and no media can be placed in the specified bin.														
Events	Only the generic events defined in [Ref. 1] can be generated by this command.														
Comments	None.														

5.6 WFS_CMD_IPM_PRESENT_MEDIA

Description This command is used to present media items to the customer.

Applications can use this command to return refused items without terminating the media-in transaction. This allows customers to correct the problem with the media item and reinsert during execution of a subsequent WFS_CMD_IPM_MEDIA_IN command.

This command is also used to return items after a WFS_CMD_IPM_MEDIA_IN_END or WFS_CMD_IPM_MEDIA_IN_ROLLBACK command when the *bPresentControl* flag reported by the WFS_INF_IPM_CAPABILITIES command is FALSE.

A WFS_EXEE_IPM_MEDIAPRESENTED event is generated when media is presented and a WFS_SRVE_IPM_MEDIATAKEN event is generated when the media is taken (if the position has a taken sensor (WFSIPMPOSCAPS.*bItemsTakenSensor* == TRUE)).

This command completes when the last bunch of media items to be returned to the customer has been presented, but before the last bunch is taken.

Mixed Media Mode: If the device is operating in Mixed Media mode (WFSIPMSTATUS.*wMixedMode* == WFS_IPM_CIMMIXEDMEDIA) the Service Provider will not perform any operation unless the WFS_CMD_CIM_PRESENT_MEDIA command is called or has already been called on the CIM interface.

Input Param LPWFSIPMPRESENTMEDIA lpPresentMedia;

```
typedef struct _wfs_ipm_present_media
{
    WORD wPosition;
} WFSIPMPRESENTMEDIA, *LPWFSIPMPRESENTMEDIA;
```

wPosition

Specifies the position where items are returned from as one of the following values:

Value	Meaning
WFS_IPM_REFUSE_INPUT	Items in the input position are presented to the customer.
WFS_IPM_REFUSE_REFUSED	Items in the refused media position are presented to the customer.
WFS_IPM_REFUSE_REBUNCHER	Items in the refuse/return re-buncher are presented to the customer.

If *wPosition* is zero then all refused items are returned from all positions in a sequence determined by the Service Provider. In general the media items in the input position should be returned before those in any other position.

Output Param None.

Error Codes In addition to the generic error codes defined in [Ref. 1], the following error codes can be generated by this command:

Value	Meaning
WFS_ERR_IPM_NOMEDIAPRESENT	The control action could not be completed because there is no media in the position specified.
WFS_ERR_IPM_SHUTTERFAIL	Open of the shutter failed due to manipulation or hardware error.
WFS_ERR_IPM_MEDIAJAMMED	The media is jammed.
WFS_ERR_IPM_SEQUENCEINVALID	Programming error: invalid command sequence.
WFS_ERR_IPM_POSITIONNOTEMPTY	One of the input/output/refused positions is not empty.

Events In addition to the generic events defined in [Ref. 1], the following events can be generated by this command:

CWA 16926-18:2022 (E)

Value	Meaning
WFS_SRVE_IPM_MEDIATAKEN	The media has been taken by the user.
WFS_EXEE_IPM_MEDIAPRESENTED	The media has been presented for removal.
WFS_SRVE_IPM_SHUTTERSTATUSCHANGED	The shutter status has changed.

Comments None.

5.7 WFS_CMD_IPM_RETRACT_MEDIA

Description

The media is removed from its present position (media present in device, media entering, unknown position) and stored in the area specified in the input parameters.

A threshold event is sent if the high or full condition is reached as a result of this command. If the bin is already full and the command cannot be executed, an error is returned and the media remains in its present position.

If media items are to be endorsed/stamped during this operation, then the WFS_CMD_IPM_PRINT_TEXT command must be called prior to the WFS_CMD_IPM_RETRACT_MEDIA command. Where endorsing is specified, the same text will be printed on all media items that are detected.

This command ends the current media-in transaction.

If no items are in the device the command will complete with the WFS_ERR_IPM_NOMEDIAPRESENT error and the transaction status will be set to WFS_IPM_MITRETRACT.

Mixed Media Mode: If the device is operating in Mixed Media mode (WFSIPMSTATUS.wMixedMode == WFS_IPM_CIMMIXEDMEDIA) the Service Provider will not perform any operation unless the WFS_CMD_CIM_RETRACT command is called or has already been called on the CIM interface. Where the items are to be retracted to a media bin, the bin must support a wMediaType of WFS_IPM_MEDIATYPCOMPOUND. On completion, the members of the WFSIPMRETRACTMEDIAOUT structure will refer to IPM items.

Input Param

LPWFSIPMRETRACTMEDIA lpRetractMedia;

If the application does not wish to specify a position it can set *lpRetractMedia* to NULL. In this case the Service Provider will determine where to move any items found.

```
typedef struct _wfs_ipm_retract_media
{
    WORD                wRetractLocation;
    USHORT              usBinNumber;
} WFSIPMRETRACTMEDIA, *LPWFSIPMRETRACTMEDIA;
```

wRetractLocation

Specifies the location for the retracted media. See the *fwRetractLocation* capability to determine the supported locations. This field can take one of the following values:

Value	Meaning
WFS_IPM_CTRLRETRACTTOBIN	Retract the media to the retract bin specified in <i>usBinNumber</i> .
WFS_IPM_CTRLRETRACTTOTRANSPORT	Retract the media to the transport.
WFS_IPM_CTRLRETRACTTOSTACKER	Retract the media to the stacker.
WFS_IPM_CTRLRETRACTTOREBUNCHER	Retract the media to the re-buncher.

usBinNumber

If *wRetractLocation* is WFS_IPM_CTRLRETRACTTOBIN then this field contains the *usBinNumber* of the media bin where the media should be retracted to. This media bin must have a *fwType* field that includes the WFS_IPM_TYPERETRACT flag. If *wRetractLocation* is not WFS_IPM_CTRLRETRACTTOBIN then this field is ignored.

Output Param

LPWFSIPMRETRACTMEDIAOUT lpRetractMediaOut;

```
typedef struct _wfs_ipm_retract_media_out
{
    USHORT              usMedia;
    WORD                wRetractLocation;
    USHORT              usBinNumber;
} WFSIPMRETRACTMEDIAOUT, *LPWFSIPMRETRACTMEDIAOUT;
```

usMedia

Contains the number of media items retracted as a result of this command or WFS_IPM_MEDIANUMBERUNKNOWN if the number of items is unknown (e.g. device cannot count retracted items).

wRetractLocation

Contains the location of the retracted items as one of the following values:

Value	Meaning
WFS_IPM_CTRLRETRACTTOBIN	The media has been retracted to the bin specified in <i>usBinNumber</i> .
WFS_IPM_CTRLRETRACTTOTRANSPORT	The media has been retracted to the transport.
WFS_IPM_CTRLRETRACTTOSTACKER	The media has been retracted to the stacker.
WFS_IPM_CTRLRETRACTTOREBUNCHER	The media has been retracted to the re-buncher.

usBinNumber

The *usBinNumber* of the media bin where the items were retracted to. This value is zero if the *wRetractLocation* is not WFS_IPM_CTRLRETRACTTOBIN.

Error Codes In addition to the generic error codes defined in [Ref. 1], the following error codes can be generated by this command:

Value	Meaning
WFS_ERR_IPM_NOMEDIAPRESENT	No media present on retract. Either there was no media present (in a position to be retracted) when the command was called or the media was removed during the retract.
WFS_ERR_IPM_MEDIAJAMMED	The media is jammed.
WFS_ERR_IPM_STACKERFULL	The stacker or re-buncher is full.
WFS_ERR_IPM_INVALIDBIN	The specified bin cannot retract media.
WFS_ERR_IPM_NOBIN	The specified bin does not exist.
WFS_ERR_IPM_MEDIABINERROR	A problem occurred with a media bin. A WFS_EXEE_IPM_MEDIABINERROR event will be sent with the details.
WFS_ERR_IPM_SHUTTERFAIL	Open or close of the shutter failed due to manipulation or hardware error.
WFS_ERR_IPM_FOREIGNITEMSDETECTED	Foreign items have been detected in the input position.

Events In addition to the generic events defined in [Ref. 1], the following events can be generated by this command:

Value	Meaning
WFS_USRE_IPM_MEDIABINTHRESHOLD	A threshold condition has occurred in the retract bin.
WFS_EXEE_IPM_MEDIABINERROR	A problem occurred with the retract bin.
WFS_SRVE_IPM_MEDIATAKEN	The media has been taken by the user.
WFS_SRVE_IPM_SHUTTERSTATUSCHANGED	The shutter status has changed.

Comments If a retract request is received by a device with no retract capability, the WFS_ERR_UNSUPP_COMMAND error is returned.

5.8 WFS_CMD_IPM_PRINT_TEXT

Description	<p>This command is used to predefine the data that will be printed on a media item and nothing is printed during execution of this command. On devices with stackers the data is printed when the bunch is processed through the WFS_CMD_IPM_MEDIA_IN_END command. The request will not be performed if the bunch is returned with the WFS_CMD_IPM_MEDIA_IN_ROLLBACK command. On devices without stackers the data is printed when the WFS_CMD_IPM_ACTION_ITEM command is executed.</p> <p>The data will be printed on media items that are identified to be returned to the customer using the WFS_CMD_IPM_SET_DESTINATION command if the <i>fwReturnedItemsProcessing</i> capability has the WFS_IPM_RETITEMENDORSE flag set.</p> <p>For devices that can print multiple lines, each line is separated by a Carriage Return (Unicode 0x000D) and Line Feed (Unicode 0x000A) sequence. For devices that can print on both sides, the front and back print data are separated by a Carriage Return (Unicode 0x000D) and a Form Feed (Unicode 0x000C) sequence. In this case the data to be printed on the back is the first set of data, and the front is the second set of data.</p> <p>The media has to be inserted before this command is called. If no media is present the command returns the error code WFS_ERR_IPM_NOMEDIAPRESENT.</p> <p>This command can also be used to endorse/stamp media items detected during both WFS_CMD_IPM_RETRACT_MEDIA and WFS_CMD_IPM_RESET commands. In this case, <i>usMediaID</i> must be zero and the same text will be printed on all media items that are detected. When <i>usMediaID</i> is zero, the data that is specified in the WFS_CMD_IPM_PRINT_TEXT command will override any text that has previously been specified in any earlier WFS_CMD_IPM_PRINT_TEXT commands in the current media-in transaction.</p>												
Input Param	<p>LPWFSIPMPRINTTEXT lpPrintText;</p> <pre>typedef struct _wfs_ipm_print_text { USHORT usMediaID; BOOL bStamp; LPWSTR lpszPrintData; } WFSIPMPRINTTEXT, *LPWFSIPMPRINTTEXT;</pre> <p><i>usMediaID</i> Specifies the sequence number of a media item. Valid IDs are 1 to the maximum media ID assigned within the transaction. Zero selects all media on the stacker.</p> <p><i>bStamp</i> Specifies whether the media will be stamped.</p> <p><i>lpszPrintData</i> Specifies the UNICODE data that will be printed on the media item that is entered by the customer. If a UNICODE character is not supported by the device it will be replaced by a vendor dependent substitution character.</p>												
Output Param	None.												
Error Codes	<p>In addition to the generic error codes defined in [Ref. 1], the following error codes can be generated by this command:</p> <table> <thead> <tr> <th>Value</th><th>Meaning</th></tr> </thead> <tbody> <tr> <td>WFS_ERR_IPM_TONEROUT</td><td>Toner or ink supply is empty or printing contrast with ribbon is not sufficient.</td></tr> <tr> <td>WFS_ERR_IPM_INKOUT</td><td>No stamping possible, stamping ink supply empty.</td></tr> <tr> <td>WFS_ERR_IPM_NOMEDIAPRESENT</td><td>No media is present in the device.</td></tr> <tr> <td>WFS_ERR_IPM_INVALIDMEDIAID</td><td>The requested media ID does not exist.</td></tr> <tr> <td>WFS_ERR_IPM_SEQUENCEINVALID</td><td>Programming error: invalid command sequence.</td></tr> </tbody> </table>	Value	Meaning	WFS_ERR_IPM_TONEROUT	Toner or ink supply is empty or printing contrast with ribbon is not sufficient.	WFS_ERR_IPM_INKOUT	No stamping possible, stamping ink supply empty.	WFS_ERR_IPM_NOMEDIAPRESENT	No media is present in the device.	WFS_ERR_IPM_INVALIDMEDIAID	The requested media ID does not exist.	WFS_ERR_IPM_SEQUENCEINVALID	Programming error: invalid command sequence.
Value	Meaning												
WFS_ERR_IPM_TONEROUT	Toner or ink supply is empty or printing contrast with ribbon is not sufficient.												
WFS_ERR_IPM_INKOUT	No stamping possible, stamping ink supply empty.												
WFS_ERR_IPM_NOMEDIAPRESENT	No media is present in the device.												
WFS_ERR_IPM_INVALIDMEDIAID	The requested media ID does not exist.												
WFS_ERR_IPM_SEQUENCEINVALID	Programming error: invalid command sequence.												
Events	Only the generic events defined in [Ref. 1] can be generated by this command.												
Comments	None.												

5.9 WFS_CMD_IPM_SET_MEDIA_BIN_INFO

Description	<p>This command is used to adjust information about the status and contents of the media bins present in the IPM.</p> <p>This command generates the service event WFS_SRVE_IPM_MEDIABININFOCHANGED to inform applications that media bin information has been changed.</p> <p>This command can only be used to change the application defined bin identifier, software counters and thresholds. All other fields in the input structure will be ignored.</p> <p>The following fields of the WFSIPMMEDIABIN structure may be updated by this command:</p> <p><i>lpstrBinID</i> <i>ulMediaInCount</i> <i>ulCount</i> <i>ulRetractOperations</i> <i>ulMaximumItems</i> <i>ulMaximumRetractOperations</i></p> <p>The WFS_EXEE_IPM_MEDIABINERROR event can be generated if there is a problem accessing a media bin on systems that store media bin data on the bin hardware. This event can be generated when the command fails with a WFS_ERR_IPM_MEDIABINERROR error or completes with WFS_SUCCESS. WFS_SUCCESS will be reported when some media bin details are changed successfully but some fail. If no bins are changed the WFS_ERR_IPM_MEDIABINERROR error will be returned.</p>								
Input Param	<p>LPWFSIPMMEDIABININFO lpMediaBinInfo;</p> <p>The WFSIPMMEDIABININFO structure is specified in the documentation of the WFS_INF_IPM_MEDIA_BIN_INFO command. All media bins must be included not just the media bins whose values are to be changed.</p>								
Output Param	None.								
Error Codes	<p>In addition to the generic error codes defined in [Ref. 1], the following error codes can be generated by this command:</p> <table> <tr> <th>Value</th><th>Meaning</th></tr> <tr> <td>WFS_ERR_IPM_INVALIDBIN</td><td>Invalid media bin.</td></tr> <tr> <td>WFS_ERR_IPM_MEDIABINERROR</td><td>A problem occurred with the media bins, no bin settings have been changed. The WFS_EXEE_IPM_MEDIABINERROR event will be report the error details.</td></tr> </table>	Value	Meaning	WFS_ERR_IPM_INVALIDBIN	Invalid media bin.	WFS_ERR_IPM_MEDIABINERROR	A problem occurred with the media bins, no bin settings have been changed. The WFS_EXEE_IPM_MEDIABINERROR event will be report the error details.		
Value	Meaning								
WFS_ERR_IPM_INVALIDBIN	Invalid media bin.								
WFS_ERR_IPM_MEDIABINERROR	A problem occurred with the media bins, no bin settings have been changed. The WFS_EXEE_IPM_MEDIABINERROR event will be report the error details.								
Events	<p>In addition to the generic events defined in [Ref. 1], the following events can be generated as a result of this command:</p> <table> <tr> <th>Value</th><th>Meaning</th></tr> <tr> <td>WFS_USRE_IPM_MEDIABINTHRESHOLD</td><td>A threshold condition has been reached or cleared in one of the media bins.</td></tr> <tr> <td>WFS_SRVE_IPM_MEDIABININFOCHANGED</td><td>A media bin was updated as a result of this command.</td></tr> <tr> <td>WFS_EXEE_IPM_MEDIABINERROR</td><td>A problem occurred with a media bin. Note: This event can be generated even when the command completes with WFS_SUCCESS.</td></tr> </table>	Value	Meaning	WFS_USRE_IPM_MEDIABINTHRESHOLD	A threshold condition has been reached or cleared in one of the media bins.	WFS_SRVE_IPM_MEDIABININFOCHANGED	A media bin was updated as a result of this command.	WFS_EXEE_IPM_MEDIABINERROR	A problem occurred with a media bin. Note: This event can be generated even when the command completes with WFS_SUCCESS.
Value	Meaning								
WFS_USRE_IPM_MEDIABINTHRESHOLD	A threshold condition has been reached or cleared in one of the media bins.								
WFS_SRVE_IPM_MEDIABININFOCHANGED	A media bin was updated as a result of this command.								
WFS_EXEE_IPM_MEDIABINERROR	A problem occurred with a media bin. Note: This event can be generated even when the command completes with WFS_SUCCESS.								
Comments	None.								

5.10 WFS_CMD_IPM_RESET

Description This command is used by the application to perform a hardware reset which will attempt to return the IPM device to a known good state. This command does not override a lock obtained on another application or service handle.

The device will attempt to retract or eject any items found anywhere within the device. This may not always be possible because of hardware problems. One or more WFS_SRVE_IPM_MEDIADETECTED events will inform the application where items were actually moved to.

If media items are to be endorsed/stamped during this operation, then the WFS_CMD_IPM_PRINT_TEXT must be called prior to the WFS_CMD_IPM_RESET command. Where endorsing is specified, the same text will be printed on all media items that are detected.

This command ends a media-in transaction started by the WFS_CMD_IPM_MEDIA_IN command.

Mixed Media Mode: Where the items are to be moved to a media bin, the bin must support a *wMediaType* of WFS_IPM_MEDIATYP COMPOUND.

Input Param LPWFSIPMRESET lpReset;

Specifies where media that is found in the device should be moved to. The media destinations supported by the Service Provider are reported by the WFS_INF_IPM_CAPABILITIES command. If the application does not wish to specify a position it can set *lpReset* to NULL. In this case the Service Provider will determine where to move any items found.

```
typedef struct _wfs_ipm_reset
{
    WORD                wMediaControl;
    USHORT              usBinNumber;
} WFSIPMRESET, *LPWFSIPMRESET;
```

wMediaControl

Specifies the manner in which the media should be handled, as one of the following values:

Value	Meaning
WFS_IPM_RESETEJECT	Eject the media, i.e. return the media to the customer. Note that more than one position may be used to return media.
WFS_IPM_RESETRETRACTTOBIN	Retract the media to the retract bin as specified in <i>usBinNumber</i> .
WFS_IPM_RESETRETRACTTOTRANSPORT	Retract the media to the transport.
WFS_IPM_RESETRETRACTTOREBUNCHER	Retract the media to the re-buncher.

usBinNumber

Number of the retract bin the media is retracted to. It is only relevant if *wMediaControl* equals WFS_IPM_RESETRETRACTTOBIN. The numbers of available media bins can be obtained through the *usBinNumber* and *fwType* fields returned by the WFS_INF_IPM_MEDIA_BIN_INFO command.

Output Param None.

Error Codes In addition to the generic error codes defined in [Ref. 1], the following error codes can be generated by this command:

Value	Meaning
WFS_ERR_IPM_SHUTTERFAIL	Open or close of the shutter failed due to manipulation or hardware error.
WFS_ERR_IPM_MEDIAJAMMED	The media is jammed. Operator intervention is required.
WFS_ERR_IPM_MEDIABINERROR	A problem occurred with a media bin. A WFS_EXEE_IPM_MEDIABINERROR event will be sent with the details.
WFS_ERR_IPM_INVALIDBIN	The bin cannot accept retracted items.

Events In addition to the generic events defined in [Ref. 1], the following events can be generated by this command:

Value	Meaning
WFS_SRVE_IPM_MEDIADETECTED	A media is detected in the device during a reset operation.
WFS_USRE_IPM_MEDIABINTHRESHOLD	A threshold condition has occurred in the retract bin.
WFS_EXEE_IPM_MEDIABINERROR	A problem occurred with the retract bin.
WFS_SRVE_IPM_MEDIATAKEN	The media has been taken by the user.
WFS_EXEE_IPM_MEDIAPRESENTED	The media has been presented for removal.
WFS_SRVE_IPM_SHUTTERSTATUSCHANGED	The shutter status has changed.

Comments None.

5.11 WFS_CMD_IPM_SET_GUIDANCE_LIGHT

Description This command is used to set the status of the IPM guidance lights. This includes defining the flash rate, the color and a direction. When an application tries to use a color or direction that is not supported then the Service Provider will return the generic error WFS_ERR_UNSUPP_DATA.

Input Param LPWFSIPMSETGUIDLIGHT lpSetGuidLight;

```
typedef struct _wfs_ipm_set_guidlight
{
    WORD wGuidLight;
    DWORD dwCommand;
} WFSIPMSETGUIDLIGHT, *LPWFSIPMSETGUIDLIGHT;
```

wGuidLight

Specifies the index of the guidance light to be set as one of the values defined within the capabilities section.

dwCommand

Specifies the state of the guidance light indicator as WFS_IPM_GUIDANCE_OFF or a combination of the following flags consisting of one type B, optionally one type C and optionally type D. If no value of type C is specified then the default color is used. The Service Provider determines which color is used as the default color.

Value	Meaning	Type
WFS_IPM_GUIDANCE_OFF	The light indicator is turned off.	A
WFS_IPM_GUIDANCE_SLOW_FLASH	The light indicator is set to flash slowly.	B
WFS_IPM_GUIDANCE_MEDIUM_FLASH	The light indicator is set to flash medium frequency.	B
WFS_IPM_GUIDANCE_QUICK_FLASH	The light indicator is set to flash quickly.	B
WFS_IPM_GUIDANCE_CONTINUOUS	The light indicator is turned on continuously (steady).	B
WFS_IPM_GUIDANCE_RED	The light indicator color is set to red.	C
WFS_IPM_GUIDANCE_GREEN	The light indicator color is set to green.	C
WFS_IPM_GUIDANCE_YELLOW	The light indicator color is set to yellow.	C
WFS_IPM_GUIDANCE_BLUE	The light indicator color is set to blue.	C
WFS_IPM_GUIDANCE_CYAN	The light indicator color is set to cyan.	C
WFS_IPM_GUIDANCE_MAGENTA	The light indicator color is set to magenta.	C
WFS_IPM_GUIDANCE_WHITE	The light indicator color is set to white.	C
WFS_IPM_GUIDANCE_ENTRY	The light indicator is set to the entry state.	D
WFS_IPM_GUIDANCE_EXIT	The light indicator is set to the exit state.	D

Output Param None.

Error Codes In addition to the generic error codes defined in [Ref. 1], the following error codes can be generated by this command:

Value	Meaning
WFS_ERR_IPM_INVALID_PORT	An attempt to set a guidance light to a new value was invalid because the guidance light does not exist.

Events Only the generic events defined in [Ref. 1] can be generated by this command.

Comments The slow and medium flash rates must not be greater than 2.0 Hz. It should be noted that in order to comply with American Disabilities Act guidelines only a slow or medium flash rate must be used.

5.12 WFS_CMD_IPM_GET_NEXT_ITEM

Description This command is used to get the next item from the multi-item feed unit and capture the item data. The data and the format of the data that is generated by this command are defined by the input parameters of the WFS_CMD_IPM_MEDIA_IN command. The media data is reported via the WFS_EXEE_IPM_MEDIADATA event.

This command must be supported by all Service Providers where the hardware does not have a stacker or where the Service Provider supports the application making the accept/refuse decision. On single item feed devices this command simply returns the error code WFS_ERR_IPM_NOMEDIAPRESENT. This allows a single application flow to be used on all devices without a stacker.

Input Param None.

Output Param LPWFSIPMNEXTITEMOUT lpNextItemOut;

```
typedef struct _wfs_ipm_next_item_out
{
    WORD wMediaFeeder;
} WFSIPMNEXTITEMOUT, *LPWFSIPMNEXTITEMOUT;
```

wMediaFeeder

Supplies the state of the media feeder. This value indicates if there are items on the media feeder waiting for processing via the WFS_CMD_IPM_GET_NEXT_ITEM command. This value can be one of the following values:

Value	Meaning
WFS_IPM_FEEDEREMPTY	The media feeder is empty.
WFS_IPM_FEEDERNOTEMPTY	The media feeder is not empty.
WFS_IPM_FEEDERNOTSUPP	The physical device has no media feeder.

Error Codes In addition to the generic error codes defined in [Ref. 1], the following error codes can be generated by this command:

Value	Meaning
WFS_ERR_IPM_NOMEDIAPRESENT	No media is present on the media feeder.
WFS_ERR_IPM_MEDIAJAMMED	The media is jammed.
WFS_ERR_IPM_FILEIOERROR	Directory does not exist or file IO error while storing the image to the hard disk.
WFS_ERR_IPM_REFUSEDITEMS	Programming error: refused items that must be returned via the WFS_CMD_IPM_PRESENT_MEDIA command have not been presented (see <i>bPresentRequired</i> in the WFS_EXEE_IPM_MEDIAREFUSED event parameters).
WFS_ERR_IPM_POSITIONNOTEMPTY	One of the input/output/refused positions is not empty.
WFS_ERR_IPM_SCANNERINOP	Only images were requested by the application and these cannot be obtained because the image scanner is inoperative.
WFS_ERR_IPM_MICRINOP	Only MICR data was requested by the application and it cannot be obtained because the MICR reader is inoperative.
WFS_ERR_IPM_SEQUENCEINVALID	Programming error: invalid command sequence.
WFS_ERR_IPM_FEEDERINOPERATIVE	The media feeder is inoperative.

Events In addition to the generic events defined in [Ref. 1], the following events can be generated by this command:

Value	Meaning
WFS_EXEE_IPM_MEDIAREFUSED	The media has been refused.
WFS_EXEE_IPM_MEDIADATA	Delivers media data (images and code line) during the command.
WFS_USRE_IPM_SCANNERTHRESHOLD	The imaging scanner is fading or inoperative. Note that this event is sent only once, at the point at which the status changes.
WFS_USRE_IPM_MICRTHRESHOLD	The MICR reader performance is degraded or the reader is inoperative. Note that this event is sent only once, at the point at which the status changes.

Comments None.

5.13 WFS_CMD_IPM_ACTION_ITEM

Description This command is used to cause the predefined actions (move item to destination, stamping, endorsing, re-imaging) to be executed on the current media item. This command only applies to devices without stackers and on devices with stackers this command is not supported.

Input Param None.

Output Param None.

Error Codes In addition to the generic error codes defined in [Ref. 1], the following error codes can be generated by this command:

Value	Meaning
WFS_ERR_IPM_SHUTTERFAIL	Open or close of the shutter failed due to manipulation or hardware error.
WFS_ERR_IPM_MEDIABINERROR	A problem occurred with a media bin. A WFS_EXEE_IPM_MEDIABINERROR event will be sent with the details.
WFS_ERR_IPM_MEDIAJAMMED	The media is jammed.
WFS_ERR_IPM_TONEROUT	Toner or ink supply is empty or printing contrast with ribbon is not sufficient.
WFS_ERR_IPM_INKOUT	No stamping possible, stamping ink supply empty.
WFS_ERR_IPM_NOMEDIAPRESENT	No media is present in the device.
WFS_ERR_IPM_SEQUENCEINVALID	Programming error: invalid command sequence.
WFS_ERR_IPM_FILEIOERROR	Directory does not exist or file IO error while storing the image to the hard disk.
WFS_ERR_IPM_SCANNERINOP	The scanner is inoperative.
WFS_ERR_IPM_REFUSEDITEMS	Programming error: refused items that must be returned via the WFS_CMD_IPM_PRESENT_MEDIA command have not been presented (see <i>bPresentRequired</i> in the WFS_EXEE_IPM_MEDIAREFUSED event parameters).
WFS_ERR_IPM_POSITIONNOTEMPTY	One of the input/output/refused positions is not empty.

Events In addition to the generic events defined in [Ref. 1], the following events can be generated by this command:

Value	Meaning
WFS_SRVE_IPM_MEDIATAKEN	The media has been taken by the user.
WFS_EXEE_IPM_MEDIAPRESENTED	The media has been presented for removal.
WFS_EXEE_IPM_MEDIADATA	Delivers media images scanned after the item has been printed.
WFS_USRE_IPM_MEDIABINTHRESHOLD	A threshold condition has occurred in one of the media bins.
WFS_EXEE_IPM_MEDIABINERROR	A problem occurred with a media bin.
WFS_USRE_IPM_TONERTHRESHOLD	The toner or ink supply is low or empty or the printing contrast with ribbon is weak or not sufficient, operator intervention is required. Note that this event is sent only once, at the point at which the supply becomes low or empty. It is sent with WFS_IPM_TONERLOW or WFS_IPM_TONEROUT status.

WFS_USRE_IPM_INKTHRESHOLD

The stamp ink supply is low or empty, operator intervention is required. Note that this event is sent only once, at the point at which the supply becomes low or empty. It is sent with WFS_IPM_INKLOW or WFS_IPM_INKOUT status.

WFS_USRE_IPM_SCANNERTHRESHOLD

The imaging scanner is fading or inoperative. Note that this event is sent only once, at the point at which the status changes.

WFS_SRVE_IPM_SHUTTERSTATUSCHANGED

The shutter status has changed.

Comments None.

5.14 WFS_CMD_IPM_EXPEL_MEDIA

Description The media that has been presented to the customer will be expelled out of the device.

This command completes after the bunch has been expelled from the device.

This command does not end the current media-in transaction. The application must deal with any media remaining within the device, e.g. by using the WFS_CMD_IPM_MEDIA_IN_ROLLBACK, WFS_CMD_IPM_MEDIA_IN_END, or WFS_CMD_IPM_RETRACT_MEDIA command.

Input Param None.

Output Param None.

Error Codes In addition to the generic error codes defined in [Ref. 1], the following error codes can be generated by this command:

Value	Meaning
WFS_ERR_IPM_NOMEDIAPRESENT	No media present to expel.
WFS_ERR_IPM_MEDIAJAMMED	The media is jammed.
WFS_ERR_IPM_SHUTTERFAIL	Open or close of the shutter failed due to manipulation or hardware error.
WFS_ERR_IPM_SEQUENCEINVALID	Programming error: invalid command sequence.

Events Only the generic events defined in [Ref. 1] can be generated by this command.

Comments None.

5.15 WFS_CMD_IPM_GET_IMAGE_AFTER_PRINT

Description This command is used to indicate that an image of the item should be generated after the text is printed on the item. The image is not generated during execution of this command.

On devices with stackers, the image will be scanned during execution of the WFS_CMD_IPM_MEDIA_IN_END command. On devices without stackers, the image will be scanned during execution of the WFS_CMD_IPM_ACTION_ITEM command.

Input Param LPWFSIPMGETIMAGEAFTERPRINT lpGetImageAfterPrint;

```
typedef struct _wfs_ipm_get_image_after_print
{
    USHORT                usMediaID;
    LPWFSIPMIMAGEREQUEST *lppImage;
} WFSIPMGETIMAGEAFTERPRINT, *LPWFSIPMGETIMAGEAFTERPRINT;
```

usMediaID

Specifies the sequence number of a media item. Valid IDs are 1 to the maximum media ID assigned within the transaction. Zero selects all media on the stacker.

lppImage

Pointer to a NULL-terminated array of pointers to WFSIPMIMAGEREQUEST structures describing the required images.

```
typedef struct _wfs_ipm_image_request
{
    WORD                wImageSource;
    WORD                wImageType;
    WORD                wImageColorFormat;
    WORD                wImageScanColor;
    LPSTR               lpszImagePath;
} WFSIPMIMAGEREQUEST, *LPWFSIPMIMAGEREQUEST;
```

wImageSource

Specifies the source as one of the following values:

Value	Meaning
WFS_IPM_IMAGEFRONT	The returned image is for the front of the media item.
WFS_IPM_IMAGEBACK	The returned image is for the back of the media item.

wImageType

Specifies the format of the image returned by this command as one of the following values:

Value	Meaning
WFS_IPM_IMAGETIF	The returned image is in TIFF 6.0 format. The output file name will have the .tif extension appended to the filename.
WFS_IPM_IMAGEWMF	The returned image is in WMF (Windows Metafile) format. The output file name will have the .wmf extension appended to the filename.
WFS_IPM_IMAGEBMP	The returned image is in Windows BMP format. The output file name will have the .bmp extension appended to the filename.
WFS_IPM_IMAGEJPG	The returned image is in JPG format. The output file name will have the .jpg extension appended to the filename.

wImageColorFormat

Specifies the color format of the requested image as one of the following values:

Value	Meaning
WFS_IPM_IMAGECOLORBINARY	The scanned images has to be returned in binary (image contains two colors, usually the colors black and white).
WFS_IPM_IMAGECOLORGRAYSCALE	The scanned images has to be returned in gray scale (image contains multiple gray colors).
WFS_IPM_IMAGECOLORFULL	The scanned images has to be returned in full color (image contains colors like red, green, blue etc.).

wImageScanColor

Selects the image scan color. The value is specified as one of the following values:

Value	Meaning
WFS_IPM_SCANCOLORDEFAULT	Select the default scan color for the side of the item being scanned.
WFS_IPM_SCANCOLORRED	Select the red scan color.
WFS_IPM_SCANCOLORGREEN	Select the green scan color.
WFS_IPM_SCANCOLORBLUE	Select the blue scan color.
WFS_IPM_SCANCOLORYELLOW	Select the yellow scan color.
WFS_IPM_SCANCOLORWHITE	Select the white scan color.

lpszImagePath

Specifies the full path name of the folder where the image will be stored, e.g. "C:\TEMP". The actual file name for the image produced will be vendor specific. The name used is reported in the event containing the image data. The Service Provider may reuse file names from the start of each media-in transaction, so applications must manage the file lifetime as required. If NULL is provided for this parameter then the command will be rejected with the WFS_ERR_INVALID_DATA error. If the folder does not exist or cannot be accessed by the Service Provider then the command will be rejected with the WFS_ERR_IPM_FILEIOERROR error.

Output Param None.

Error Codes In addition to the generic error codes defined in [Ref. 1], the following error codes can be generated by this command:

Value	Meaning
WFS_ERR_IPM_MEDIAJAMMED	The media is jammed.
WFS_ERR_IPM_FILEIOERROR	Directory does not exist or access denied.
WFS_ERR_IPM_SCANNERINOP	Image scanner is inoperative so no image can be produced.
WFS_ERR_IPM_NOMEDIAPRESENT	No media is present in the device.
WFS_ERR_IPM_SEQUENCEINVALID	Programming error: invalid command sequence.
WFS_ERR_IPM_INVALIDMEDIAID	The requested media ID does not exist.

Events Only the generic events defined in [Ref. 1] can be generated by this command.

Comments None.

5.16 WFS_CMD_IPM_ACCEPT_ITEM

Description	This command is used by applications to indicate if the current media item should be accepted or refused. Applications only use this command when the WFS_CMD_IPM_MEDIA_IN command is used in the mode where the application can decide if each physically acceptable media item should be accepted or refused, i.e. the <i>bApplicationRefuse</i> parameter is TRUE.													
Input Param	<div>LPWFSIPMACCEPTITEM lpAcceptItem;</div> <div>typedef struct _wfs_ipm_accept_item { BOOL bAccept; } WFSIPMACCEPTITEM, *LPWFSIPMACCEPTITEM;</div> <div><i>bAccept</i> Specifies if the item should be accepted or refused. If this value is TRUE then the item is accepted and moved to the stacker. If this value is FALSE then the item is moved to the re-buncher/refuse position.</div>													
Output Param	None.													
Error Codes	In addition to the generic error codes defined in [Ref. 1], the following error codes can be generated by this command:													
	<table><tr><th>Value</th><th>Meaning</th></tr><tr><td>WFS_ERR_IPM_MEDIAJAMMED</td><td>The media is jammed.</td></tr><tr><td>WFS_ERR_IPM_NOMEDIAPRESENT</td><td>No media is present in the device.</td></tr><tr><td>WFS_ERR_IPM_SEQUENCEINVALID</td><td>Programming error: invalid command sequence.</td></tr><tr><td>WFS_ERR_IPM_REFUSEDITEMS</td><td>Programming error: refused items that must be returned via the WFS_CMD_IPM_PRESENT_MEDIA command have not been presented (see <i>bPresentRequired</i> in the WFS_EXEE_IPM_MEDIAREFUSED event parameters).</td></tr><tr><td>WFS_ERR_IPM_POSITIONNOTEMPTY</td><td>One of the input/output/refused positions is not empty.</td></tr></table>	Value	Meaning	WFS_ERR_IPM_MEDIAJAMMED	The media is jammed.	WFS_ERR_IPM_NOMEDIAPRESENT	No media is present in the device.	WFS_ERR_IPM_SEQUENCEINVALID	Programming error: invalid command sequence.	WFS_ERR_IPM_REFUSEDITEMS	Programming error: refused items that must be returned via the WFS_CMD_IPM_PRESENT_MEDIA command have not been presented (see <i>bPresentRequired</i> in the WFS_EXEE_IPM_MEDIAREFUSED event parameters).	WFS_ERR_IPM_POSITIONNOTEMPTY	One of the input/output/refused positions is not empty.	
Value	Meaning													
WFS_ERR_IPM_MEDIAJAMMED	The media is jammed.													
WFS_ERR_IPM_NOMEDIAPRESENT	No media is present in the device.													
WFS_ERR_IPM_SEQUENCEINVALID	Programming error: invalid command sequence.													
WFS_ERR_IPM_REFUSEDITEMS	Programming error: refused items that must be returned via the WFS_CMD_IPM_PRESENT_MEDIA command have not been presented (see <i>bPresentRequired</i> in the WFS_EXEE_IPM_MEDIAREFUSED event parameters).													
WFS_ERR_IPM_POSITIONNOTEMPTY	One of the input/output/refused positions is not empty.													
Events	Only the generic events defined in [Ref. 1] can be generated by this command.													
Comments	None.													

5.17 WFS_CMD_IPM_SUPPLY_REPLENISH

Description	<p>After the supplies have been replenished, this command is used to indicate that one or more supplies have been replenished and are expected to be in a healthy state.</p> <p>Hardware that cannot detect the level of a supply and reports on the supply's status using metrics (or some other means), must assume the supply has been fully replenished after this command is issued. The appropriate threshold event must be broadcast.</p> <p>Hardware that can detect the level of a supply must update its status based on its sensors, generate a threshold event if appropriate, and succeed the command even if the supply has not been replenished. If it has already detected the level and reported the threshold before this command was issued, the command must succeed and no threshold event is required.</p>						
Input Param	<p>LPWFSIPMSUPPLYREPLEN lpSupplyReplen;</p> <pre>typedef struct _wfs_ipm_supply_replen { WORD fwSupplyReplen; } WFSIPMSUPPLYREPLEN, *LPWFSIPMSUPPLYREPLEN;</pre> <p><i>fwSupplyReplen</i> Specifies the supply that was replenished as a combination of the following flags:</p> <table> <tr> <th>Value</th><th>Meaning</th></tr> <tr> <td>WFS_IPM_REPLEN_TONER</td><td>The toner supply was replenished.</td></tr> <tr> <td>WFS_IPM_REPLEN_INK</td><td>The ink supply was replenished.</td></tr> </table>	Value	Meaning	WFS_IPM_REPLEN_TONER	The toner supply was replenished.	WFS_IPM_REPLEN_INK	The ink supply was replenished.
Value	Meaning						
WFS_IPM_REPLEN_TONER	The toner supply was replenished.						
WFS_IPM_REPLEN_INK	The ink supply was replenished.						
Output Param	None.						
Error Codes	Only the generic error codes defined in [Ref. 1] can be generated by this command.						
Events	<p>In addition to the generic events defined in [Ref. 1], the following events can be generated by this command:</p> <table> <tr> <th>Value</th><th>Meaning</th></tr> <tr> <td>WFS_USRE_IPM_TONERTHRESHOLD</td><td>This user event is used to specify that the state of the toner (or ink) supply threshold has been cleared.</td></tr> <tr> <td>WFS_USRE_IPM_INKTHRESHOLD</td><td>This user event is used to specify that the state of the stamping ink supply threshold has been cleared.</td></tr> </table>	Value	Meaning	WFS_USRE_IPM_TONERTHRESHOLD	This user event is used to specify that the state of the toner (or ink) supply threshold has been cleared.	WFS_USRE_IPM_INKTHRESHOLD	This user event is used to specify that the state of the stamping ink supply threshold has been cleared.
Value	Meaning						
WFS_USRE_IPM_TONERTHRESHOLD	This user event is used to specify that the state of the toner (or ink) supply threshold has been cleared.						
WFS_USRE_IPM_INKTHRESHOLD	This user event is used to specify that the state of the stamping ink supply threshold has been cleared.						
Comments	If any one of the specified supplies is not supported by a Service Provider, WFS_ERR_UNSUPP_DATA should be returned, and no replenishment actions will be taken by the Service Provider.						

5.18 WFS_CMD_IPM_POWER_SAVE_CONTROL

Description This command activates or deactivates the power saving mode.

If the Service Provider receives another execute command while in power saving mode, the Service Provider automatically exits the power saving mode, and executes the requested command. If the Service Provider receives an information command while in power saving mode, the Service Provider will not exit the power saving mode.

Input Param LPWFSIPMPOWERSAVECONTROL lpPowerSaveControl;

```
typedef struct _wfs_ipm_power_save_control
{
    USHORT                usMaxPowerSaveRecoveryTime;
} WFSIPMPOWERSAVECONTROL, *LPWFSIPMPOWERSAVECONTROL;
```

usMaxPowerSaveRecoveryTime

Specifies the maximum number of seconds in which the device must be able to return to its normal operating state when exiting power saving mode. The device will be set to the highest possible power saving mode within this constraint. If *usMaxPowerSaveRecoveryTime* is set to zero then the device will exit the power saving mode.

Output Param None.

Error Codes In addition to the generic error codes defined in [Ref. 1], the following error codes can be generated by this command:

Value	Meaning
WFS_ERR_IPM_POWERSAVETOOSHORT	The power saving mode has not been activated because the device is not able to resume from the power saving mode within the specified <i>usMaxPowerSaveRecoveryTime</i> value.
WFS_ERR_IPM_POWERSAVEMEDIAPRESENT	The power saving mode has not been activated because media is present inside the device.

Events In addition to the generic events defined in [Ref. 1], the following events can be generated by this command:

Value	Meaning
WFS_SRVE_IPM_POWER_SAVE_CHANGE	The power save recovery time has changed.

Comments None.

5.19 WFS_CMD_IPM_SET_MODE

Description	This execute command is used to set the deposit mode for the device and is only applicable for Mixed Media processing. The deposit mode determines how the device will process non IPM items that are inserted. The deposit mode applies to all subsequent transactions. The deposit mode is persistent and is unaffected by a device reset by the WFS_CMD_IPM_RESET command or reset on another interface. The command will fail with the WFS_ERR_INVALID_DATA error where an attempt is made to set a mode that is not supported.						
Input Param	<p>LPWFSIPMSETMODE lpMode;</p> <pre>typedef struct _wfs_ipm_setmode { WORD wMixedMode; } WFSIPMSETMODE, *LPWFSIPMSETMODE;</pre> <p><i>wMixedMode</i> Specifies the Mixed Media mode of the device as one of the following values:</p> <table> <tr> <th>Value</th><th>Meaning</th></tr> <tr> <td>WFS_IPM_MIXEDMEDIANOTACTIVE</td><td>Mixed Media transactions are deactivated. This is the default mode.</td></tr> <tr> <td>WFS_IPM_CIMMIXEDMEDIA</td><td>Mixed Media transactions are activated in combination with the CIM interface as defined by the capability <i>wMixedMode</i>.</td></tr> </table>	Value	Meaning	WFS_IPM_MIXEDMEDIANOTACTIVE	Mixed Media transactions are deactivated. This is the default mode.	WFS_IPM_CIMMIXEDMEDIA	Mixed Media transactions are activated in combination with the CIM interface as defined by the capability <i>wMixedMode</i> .
Value	Meaning						
WFS_IPM_MIXEDMEDIANOTACTIVE	Mixed Media transactions are deactivated. This is the default mode.						
WFS_IPM_CIMMIXEDMEDIA	Mixed Media transactions are activated in combination with the CIM interface as defined by the capability <i>wMixedMode</i> .						
Output Param	None.						
Error Codes	<p>In addition to the generic error codes defined in [Ref. 1], the following error codes can be generated by this command:</p> <table> <tr> <th>Value</th><th>Meaning</th></tr> <tr> <td>WFS_ERR_IPM_CASHINACTIVE</td><td>A cash-in transaction is active on the CIM interface.</td></tr> <tr> <td>WFS_ERR_IPM_MEDIAINACTIVE</td><td>An item processing transaction is active.</td></tr> </table>	Value	Meaning	WFS_ERR_IPM_CASHINACTIVE	A cash-in transaction is active on the CIM interface.	WFS_ERR_IPM_MEDIAINACTIVE	An item processing transaction is active.
Value	Meaning						
WFS_ERR_IPM_CASHINACTIVE	A cash-in transaction is active on the CIM interface.						
WFS_ERR_IPM_MEDIAINACTIVE	An item processing transaction is active.						
Events	Only the generic events defined in [Ref. 1] can be generated by this command.						
Comments	The commands WFS_CMD_CIM_SET_MODE and WFS_CMD_IPM_SET_MODE are equivalent; an application can use either to control the Mixed Media mode. If the requested mode is already active WFS_CMD_CIM_SET_MODE command returns with WFS_SUCCESS.						

5.20 WFS_CMD_IPM_SYNCHRONIZE_COMMAND

Description This command is used to reduce response time of a command (e.g. for synchronization with display) as well as to synchronize actions of the different device classes. This command is intended to be used only on hardware which is capable of synchronizing functionality within a single device class or with other device classes.

The list of execute commands which this command supports for synchronization is retrieved in the *lpdwSynchronizableCommands* parameter of the WFS_INF_IPM_CAPABILITIES.

This command is optional, i.e. any other command can be called without having to call it in advance. Any preparation that occurs by calling this command will not affect any other subsequent command. However, any subsequent execute command other than the one that was specified in the *dwCommand* input parameter will execute normally and may invalidate the pending synchronization. In this case the application should call the WFS_CMD_IPM_SYNCHRONIZE_COMMAND again in order to start a synchronization.

Input Param LPWFSIPMSYNCHRONIZECOMMAND lpSynchronizeCommand;

```
typedef struct _wfs_ipm_synchronize_command
{
    DWORD dwCommand;
    LPVOID lpCmdData;
} WFSIPMSYNCHRONIZECOMMAND, *LPWFSIPMSYNCHRONIZECOMMAND;
```

dwCommand

The command ID of the command to be synchronized and executed next.

lpCmdData

Pointer to data or a data structure that represents the parameter that is normally associated with the command that is specified in *dwCommand*. For example, if *dwCommand* is WFS_CMD_IPM_RETRACT_MEDIA then *lpCmdData* will point to a WFSIPMRETRACTMEDIA structure. This parameter can be NULL if no command input parameter is needed or if this detail is not needed to synchronize for the command.

It will be device-dependent whether the synchronization is effective or not in the case where the application synchronizes for a command with this command specifying a parameter but subsequently executes the synchronized command with a different parameter. This case should not result in an error; however, the preparation effect could be different from what the application expects. The application should, therefore, make sure to use the same parameter between *lpCmdData* of this command and the subsequent corresponding execute command.

Output Param None.

Error Codes In addition to the generic error codes defined in [Ref. 1], the following error codes can be generated by this command:

Value	Meaning
WFS_ERR_IPM_COMMANDUNSUPP	The command specified in the <i>dwCommand</i> field is not supported by the Service Provider.
WFS_ERR_IPM_SYNCHRONIZEUNSUPP	The preparation for the command specified in the <i>dwCommand</i> with the parameter specified in the <i>lpCmdData</i> is not supported by the Service Provider.

Events Only the generic events defined in [Ref. 1] can be generated by this command.

Comments For sample flows of this synchronization see the [Ref 1] Appendix C.

6. Events

6.1 WFS_EXEE_IPM_NOMEDIA

Description	This execute event specifies that the physical media must be inserted into the device in order for the execute command to proceed.
Event Param	None.
Comments	None.

6.2 WFS_EXEE_IPM_MEDIINSERTED

Description	This execute event specifies that the physical media has been inserted into the device.
Event Param	None.
Comments	The application may use this event to, for example, remove a message box from the screen telling the user to insert media.

6.3 WFS_USRE_IPM_MEDIABINTHRESHOLD

Description	This user event specifies that a threshold condition has occurred in one of the media bins or the threshold condition is removed.
Event Param	LPWFSIPMMEDIABIN lpMediaBin; <i>lpMediaBin</i> Pointer to WFSIPMMEDIABIN structure, describing the media bin on which the threshold condition occurred. See <i>lpMediaBin->usStatus</i> for the type of condition. For a description of the WFSIPMMEDIABIN structure, see the definition of the WFS_INF_IPM_MEDIA_BIN_INFO command.
Comments	None.

6.4 WFS_SRVE_IPM_MEDIABININFOCHANGED

Description	<p>This service event specifies that a media bin has changed in configuration. A media bin may have been removed or inserted or a media bin parameter may have changed. This event will also be posted on successful completion of the following commands from the IPM interface:</p> <p>WFS_CMD_IPM_SET_MEDIA_BIN_INFO</p> <p>For Mixed Media processing the event may be posted on successful completion of the following commands from the CIM interface:</p> <p>WFS_CMD_CIM_SET_CASH_UNIT_INFO WFS_CMD_CIM_END_EXCHANGE WFS_CMD_CIM_CONFIGURE_CASH_IN_UNITS</p> <p>If an application receives this event it should issue a WFS_INF_IPM_MEDIA_BIN_INFO command to obtain updated media bin information.</p>
Event Param	<p>LPWFSIPMMEDIABIN lpMediaBin;</p> <p><i>lpMediaBin</i></p> <p>Pointer to the changed media bin structure. For a description of the WFSIPMMEDIABIN structure see the definition of the WFS_INF_IPM_MEDIA_BIN_INFO command.</p>
Comments	None.

6.5 WFS_EXEE_IPM_MEDIABINERROR

Description This execute event specifies that a media bin was addressed which caused a problem.

Event Param LPWFSIPMMBERROR lpMediaBinError;

```
typedef struct _wfs_ipm_mb_error
{
    WORD wFailure;
    LPWFSIPMMEDIABIN lpMediaBin;
} WFSIPMMBERROR, *LPWFSIPMMBERROR;
```

wFailure

Specifies the kind of failure that occurred in the media bin. This value is specified as one of the following values:

Value	Meaning
WFS_IPM_MEDIABINJAMMED	Specified media bin is jammed.
WFS_IPM_MEDIABINERROR	Specified media bin has malfunctioned.
WFS_IPM_MEDIABINFULL	Specified media bin is full.
WFS_IPM_MEDIABINNOTCONF	Specified media bin is not configured due to being removed and/or replaced with a different media bin.
WFS_IPM_MEDIABININVALID	Specified media bin ID is invalid.
WFS_IPM_MEDIABINCONFIG	Attempt to change the setting of a self-configuring media bin.
WFS_IPM_MEDIABINFEEDPROBLEM	A problem has been detected with the feeding module.

lpMediaBin

Pointer to a WFSIPMMEDIABIN structure containing the details of the media bin structure that caused the problem. For a description of the WFSIPMMEDIABIN structure see the definition of the WFS_INF_IPM_MEDIA_BIN_INFO command.

Comments None.

6.6 WFS_SRVE_IPM_MEDIATAKEN

Description This service event is sent when the media is taken by the customer.

Event Param LPWFSIPMPOSITION lpPosition;

```
typedef struct _wfs_ipm_position
{
    WORD                wPosition;
} WFSIPMPOSITION, *LPWFSIPMPOSITION;
```

wPosition

Specifies the position where the media has been taken from. This value can be one of the following values:

Value	Meaning
WFS_IPM_POSINPUT	Input position.
WFS_IPM_POSOUTPUT	Output position.
WFS_IPM_POSREFUSED	Refused media item position.

Comments Note that since this event can occur after the completion of a function that includes a media eject, it is not an execute event.

6.7 WFS_USRE_IPM_TONERTHRESHOLD

Description This user event is used to specify that the state of the toner (or ink) reached a threshold.

Event Param LPWFSIPMTHRESHOLD lpTonerThreshold;

```
typedef struct _wfs_ipm_threshold
{
    WORD wThreshold;
} WFSIPMTHRESHOLD, *LPWFSIPMTHRESHOLD;
```

wThreshold

Specified as one of the following values:

Value	Meaning
WFS_IPM_TONERFULL	The toner (or ink) in the device is in a good state.
WFS_IPM_TONERLOW	The toner (or ink) in the device is low.
WFS_IPM_TONEROUT	The toner (or ink) in the device is out.

Comments None.

6.8 WFS_USRE_IPM_SCANNERTHRESHOLD

Description This user event is used to specify that the state of the imaging scanner reached a threshold.

Event Param LPWFSIPMSCANNERTHRESHOLD lpScannerThreshold;

```
typedef struct _wfs_ipm_scanner_threshold
{
    WORD wScanner;
    WORD wThreshold;
} WFSIPMSCANNERTHRESHOLD, *LPWFSIPMSCANNERTHRESHOLD;
```

wScanner

Identifies the scanner where the threshold has been reached, specified as one of the following values:

Value	Meaning
WFS_IPM_FRONTSCANNER	Front image scanner.
WFS_IPM_BACKSCANNER	Back image scanner.

wThreshold

Specified as one of the following values:

Value	Meaning
WFS_IPM_SCANNEROK	The imaging scanner is in a good state.
WFS_IPM_SCANNERFADING	The imaging scanner performance is degraded.
WFS_IPM_SCANNERINOP	The imaging scanner is inoperative.

Comments None.

6.9 WFS_USRE_IPM_INKTHRESHOLD

Description This user event is used to specify that the state of the stamping ink reached a threshold.

Event Param LPWFSIPMTHRESHOLD lpInkThreshold;

```
typedef struct _wfs_ipm_threshold
{
    WORD wThreshold;
} WFSIPMTHRESHOLD, *LPWFSIPMTHRESHOLD;
```

wThreshold

Specified as one of the following values:

Value	Meaning
WFS_IPM_INKFULL	The stamping ink in the device is in a good state.
WFS_IPM_INKLOW	The stamping ink in the device is low.
WFS_IPM_INKOUT	The stamping ink in the device is out.

Comments None.

6.10 WFS_SRVE_IPM_MEDIADETECTED

Description This service event is generated when media is detected in the device during a reset operation.

Event Param LPWFSIPMMEDIADETECTED lpMediaDetected;

```
typedef struct _wfs_ipm_media_detected
{
    WORD                wPosition;
    USHORT              usRetractBinNumber;
} WFSIPMMEDIADETECTED, *LPWFSIPMMEDIADETECTED;
```

wPosition

Specifies the media position after the reset operation, as one of the following values:

Value	Meaning
WFS_IPM_MEDIARETRACTED	The media was retracted during the reset operation.
WFS_IPM_MEDIAPRESENT	The media is in the device.
WFS_IPM_MEDIAPOSITION	The media is at one or more of the input, output and refused positions.
WFS_IPM_MEDIAJAMMED	The media is jammed in the device.
WFS_IPM_MEDIARETURNED	The media has been returned and taken by the customer.
WFS_IPM_MEDIAUNKNOWN	The media is in an unknown position.

usRetractBinNumber

Number of the retract bin the media was retracted to. This number has to be between one and the number of bins supported by this device. It is only relevant if *wPosition* equals WFS_IPM_MEDIARETRACTED.

Comments None.

6.11 WFS_EXEE_IPM_MEDIAPRESENTED

Description This execute event is used to indicate when media has been presented to the customer for removal.

Event Param LPWFSIPMMEDIAPRESENTED lpMediaPresented;

```
typedef struct _wfs_ipm_media_presented
{
    WORD                wPosition;
    USHORT              usBunchIndex;
    USHORT              usTotalBunches;
} WFSIPMMEDIAPRESENTED, *LPWFSIPMMEDIAPRESENTED;
```

wPosition

Specifies the position where the media has been presented to. This value can be one of the following values:

Value	Meaning
WFS_IPM_POSINPUT	Input position.
WFS_IPM_POSOUTPUT	Output position.
WFS_IPM_POSREFUSED	Refused media item position.

usBunchIndex

Specifies the index (starting from one) of the presented bunch (one or more items presented as a bunch).

usTotalBunches

Specifies the total number of bunches to be returned from all positions. The total represents the number of bunches that will be returned as a result of a single command that presents media. This value is zero if the total number of bunches is not known.

Comments None.

6.12 WFS_EXEE_IPM_MEDIAREFUSED

Description This execute event is sent when a media item is refused. One event is sent for every media item or bunch of media items that has been refused.

Event Param LPWFSIPMMEDIAREFUSED lpMediaRefused;

```
typedef struct _wfs_ipm_media_refused
{
    WORD                wReason;
    WORD                wMediaLocation;
    BOOL                bPresentRequired;
    LPWFSIPMMEDIASIZE  lpMediaSize;
} WFSIPMMEDIAREFUSED, *LPWFSIPMMEDIAREFUSED;
```

wReason

Specified as one of the following values:

Value	Meaning
WFS_IPM_REFUSED_FOREIGNITEMS	Foreign items were detected in the input position.
WFS_IPM_REFUSED_STACKERFULL	The stacker is full or the maximum number of items that the application wants to be allowed on the stacker has been reached (see <i>usMaxMediaOnStacker</i> input parameter in the WFS_CMD_IPM_MEDIA_IN command).
WFS_IPM_REFUSED_CODELINEINVALID	The code line data was found but was invalid.
WFS_IPM_REFUSED_INVALIDMEDIA	The media item is not a check, and in the case of Mixed Media processing not a cash item either.
WFS_IPM_REFUSED_TOOLONG	The media item (or bunch of items) long edge was too long.
WFS_IPM_REFUSED_TOOSHORT	The media item (or bunch of items) long edge was too short.
WFS_IPM_REFUSED_TOOWIDE	The media item (or bunch of items) short edge was too wide.
WFS_IPM_REFUSED_TOONARROW	The media item (or bunch of items) short edge was too narrow.
WFS_IPM_REFUSED_TOOTHICK	The media item was too thick.
WFS_IPM_REFUSED_INVALIDORIENTATION	The media item was inserted in an invalid orientation.
WFS_IPM_REFUSED_DOUBLEDTECT	The media items could not be separated.
WFS_IPM_REFUSED_REFUSEPOSFULL	There are too many items in the refuse area. The refused items must be returned to the customer before any additional media items can be accepted.
WFS_IPM_REFUSED_RETURNBLOCKED	Processing of the items did not take place as the bunch of items is blocking the return of other items.
WFS_IPM_REFUSED_INVALIDBUNCH	Processing of the items did not take place as the bunch of items presented is invalid, e.g. it is too large or was presented incorrectly.
WFS_IPM_REFUSED_OTHERITEM	The item was refused for some reason not covered by the other reasons.
WFS_IPM_REFUSED_OTHERBUNCH	The bunch was refused for some reason not covered by the other reasons.
WFS_IPM_REFUSED_JAMMING	The media item is causing a jam.
WFS_IPM_REFUSED_METAL	Metal (e.g. staple, paperclip, etc.) was detected in the input position.

wMediaLocation

Specifies where the refused media should be presented to the customer from. It can be one of the following values:

Value	Meaning
WFS_IPM_REFUSE_INPUT	The media is presented to the customer by passing WFS_IPM_REFUSE_INPUT to the WFS_CMD_IPM_PRESENT_MEDIA command. The media needs to be presented before any further input can take place.
WFS_IPM_REFUSE_REFUSED	The media is presented to the customer by passing WFS_IPM_REFUSE_REFUSED to the WFS_CMD_IPM_PRESENT_MEDIA command.
WFS_IPM_REFUSE_REBUNCHER	The media is presented to the customer by passing WFS_IPM_REFUSE_REBUNCHER to the WFS_CMD_IPM_PRESENT_MEDIA command.
WFS_IPM_REFUSE_STACKER	The media is in the stacker and will be presented to the customer at the end of the transaction.

bPresentRequired

This flag indicates if the media needs to be presented to the customer before any additional media movement commands can be executed. If this value is TRUE then the media must be presented to the customer via the WFS_CMD_IPM_PRESENT_MEDIA command before further media movement commands can be executed. If this value is FALSE then the device can continue without the media being returned to the customer.

lpMediaSize

Pointer to a WFSIPMMEDIASIZE structure that specifies the size of the refused media (or bunch of media). *lpMediaSize* is NULL if the device does not support media size measurement.

```
typedef struct _wfs_ipm_media_size
{
    ULONG                ulSizeX;
    ULONG                ulSizeY;
} WFSIPMMEDIASIZE, *LPWFSIPMMEDIASIZE;
```

ulSizeX

Specifies the length of the long edge of the media in millimeters, or zero if unknown.

ulSizeY

Specifies the length of the short edge of the media in millimeters, or zero if unknown.

Comments None.

6.13 WFS_EXEE_IPM_MEDIADATA

Description This execute event returns the code line and all the images requested for each item processed. This event can be generated during the WFS_CMD_IPM_MEDIA_IN, WFS_CMD_IPM_MEDIA_IN_END, WFS_CMD_IPM_GET_NEXT_ITEM and WFS_CMD_IPM_ACTION_ITEM commands. One event is generated for each item processed, no event is generated for refused items.

Event Param LPWFSIPMMEDIADATA lpMediaData;

```
typedef struct _wfs_ipm_mediadata
{
    USHORT                usMediaID;
    ULONG                 ulCodelineDataLength;
    LPBYTE                lpbCodelineData;
    WORD                  wMagneticReadIndicator;
    LPWFSIPMIMAGEDATA     *lppImage;
    WORD                  fwInsertOrientation;
    LPWFSIPMMEDIASIZE     lpMediaSize;
    WORD                  wMediaValidity;
} WFSIPMMEDIADATA, *LPWFSIPMMEDIADATA;
```

usMediaID

Specifies the sequence number (starting from 1) of the media item.

ulCodelineDataLength

Number of bytes of the following *lpbCodelineData*.

lpbCodelineData

Points to the code line data. *lpbCodelineData* contains characters in the ASCII range. If the code line was read using the OCR-A font then the ASCII codes will conform to Figure E1 in ANSI X3.17-1981. If the code line was read using the OCR-B font then the ASCII codes will conform to Figure C2 in ANSI X3.49-1975. In both these cases unrecognized characters will be reported as the REJECT code, 0x1A. The E13B and CMC7 fonts use the ASCII equivalents for the standard characters and use the byte values as reported by the WFS_INF_IPM_CODELINE_MAPPING command for the symbols that are unique to MICR fonts.

wMagneticReadIndicator

Specifies the type of technology used to read a MICR code line.

Value	Meaning
WFS_IPM_MRI_MICR	The MICR code line was read using MICR technology and MICR characters were present.
WFS_IPM_MRI_NOT_MICR	The MICR code line was NOT read using MICR technology.
WFS_IPM_MRI_NO_MICR	The MICR code line was read using MICR technology and no magnetic characters were read.
WFS_IPM_MRI_UNKNOWN	It is unknown how the MICR code line was read.
WFS_IPM_MRI_NOTMICRFORMAT	The code line is not a MICR format code line.
WFS_IPM_MRI_NOT_READ	No code line was read.

lppImage

Pointer to a NULL-terminated array of pointers to WFSIPMIMAGEDATA structures. If image data items are not used *lppImage* will be set to NULL. If the Service Provider has determined the orientation of the media (i.e. *fwInsertOrientation* is not set to WFS_IPM_INSUNKNOWN), then all images returned are in the standard orientation and the images will match the image source requested by the application. This means that images will be returned with the code line at the bottom, and the image of the front and rear of the media item will be returned in the structures associated with the WFS_IPM_IMAGEFRONT and WFS_IPM_IMAGEBACK image sources respectively.

```
typedef struct _wfs_ipm_image_data
{
    WORD                wImageSource;
    WORD                wImageType;
    WORD                wImageColorFormat;
    WORD                wImageScanColor;
    WORD                wImageStatus;
    LPSTR               lpzImageFile;
} WFSIPMIMAGEDATA, *LPWFSIPMIMAGEDATA;
```

wImageSource

Specifies the source of the data returned by this item as one of the following values:

Value	Meaning
WFS_IPM_IMAGEFRONT	The returned image is for the front of the media item.
WFS_IPM_IMAGEBACK	The returned image is for the back of the media item.

wImageType

Specifies the format of the image returned by this item as one of the following values:

Value	Meaning
WFS_IPM_IMAGETIF	The returned image is in TIFF 6.0 format.
WFS_IPM_IMAGEWMF	The returned image is in WMF (Windows Metafile) format.
WFS_IPM_IMAGEBMP	The returned image is in Windows BMP format.
WFS_IPM_IMAGEJPG	The returned image is in JPG format.

wImageColorFormat

Specifies the color format of the image returned by this item as one of following values:

Value	Meaning
WFS_IPM_IMAGECOLORBINARY	The scanned image is returned in binary format (image contains two colors, usually the colors black and white).
WFS_IPM_IMAGECOLORGRAYSCALE	The scanned image is returned in binary format (image contains multiple gray colors).
WFS_IPM_IMAGECOLORFULL	The scanned image is returned in full color (image contains colors like red, green, blue, etc.).

wImageScanColor

Specifies the scan color of the image returned by this item as one of following values:

Value	Meaning
WFS_IPM_SCANCOLORRED	The image was scanned with red light.
WFS_IPM_SCANCOLORGREEN	The image was scanned with green light.
WFS_IPM_SCANCOLORBLUE	The image was scanned with blue light.
WFS_IPM_SCANCOLORYELLOW	The image was scanned with yellow light.
WFS_IPM_SCANCOLORWHITE	The image was scanned with white light.

wImageStatus

Status of the requested image data. Possible values are:

Value	Meaning
WFS_IPM_DATAOK	The data is OK.
WFS_IPM_DATASRCNOTSUPP	The data source or image attributes are not supported by the Service Provider, e.g. scan color not supported.
WFS_IPM_DATASRCMISSING	The requested image could not be obtained.

lpzImageFile

Specifies the full path and file name where the image is stored, e.g.

“C:\Temp\FrontImage.bmp”. Each image requested is stored in a unique file with a unique name allocated by the Service Provider. The folder location where the file is stored is specified in the input parameters of the WFS_CMD_IPM_MEDIA_IN command. File names which are allocated by the Service Provider will be reused in the next transaction. This value is terminated with a single null character and cannot contain UNICODE characters.

fwInsertOrientation

This value reports how the media item was actually inserted into the input position (from the customer's perspective). This value is either WFS_IPM_INSUNKNOWN or a combination of the following flags consisting of one of type A and one of type B.

Value	Meaning	Type
WFS_IPM_INSUNKNOWN	The orientation of the inserted media is unknown.	N/A
WFS_IPM_INSCODELINERIGHT	The code line is to the right.	A
WFS_IPM_INSCODELINELEFT	The code line is to the left.	A
WFS_IPM_INSCODELINEBOTTOM	The code line is to the bottom.	A
WFS_IPM_INSCODELINETOP	The code line is to the top.	A
WFS_IPM_INSFACEUP	The front of the media (the side with the code line) is facing up.	B
WFS_IPM_INSFACEDOWN	The front of the media (the side with the code line) is facing down.	B

lpMediaSize

Pointer to a WFSIPMMEDIASIZE structure that specifies the size of the media item. *lpMediaSize* is NULL if the device does not support media size measurement.

```
typedef struct _wfs_ipm_media_size
{
    ULONG                ulSizeX;
    ULONG                ulSizeY;
} WFSIPMMEDIASIZE, *LPWFSIPMMEDIASIZE;
```

ulSizeX

Specifies the length of the long edge of the media in millimeters, or zero if unknown.

ulSizeY

Specifies the length of the short edge of the media in millimeters, or zero if unknown.

wMediaValidity

Media items may have special security features which can be detected by the device. This field specifies whether the media item is suspect or valid, allowing the application a choice in how to further process a media item that could not be confirmed as being valid. This value is specified as one of the following values:

Value	Meaning
WFS_IPM_ITEMOK	The media item is valid.
WFS_IPM_ITEMSUSPECT	The validity of the media item is suspect.
WFS_IPM_ITEMUNKNOWN	The validity of the media item is unknown.
WFS_IPM_ITEMNOVALIDATION	No specific security features were evaluated.

Comments None.

6.14 WFS_USRE_IPM_MICRTHRESHOLD

Description This user event is used to specify that the state of the MICR reader reached a threshold.

Event Param LPWFSIPMTHRESHOLD lpMICRThreshold;

```
typedef struct _wfs_ipm_threshold
{
    WORD wThreshold;
} WFSIPMTHRESHOLD, *LPWFSIPMTHRESHOLD;
```

wThreshold

Specified as one of the following values:

Value	Meaning
WFS_IPM_MICROK	The MICR reader is in a good state.
WFS_IPM_MICRFADING	The MICR reader performance is degraded.
WFS_IPM_MICRINOP	The MICR reader is inoperative.

Comments None.

6.15 WFS_EXEE_IPM_MEDIAREJECTED

Description This execute event is generated to report that an attempt to insert media into the device has been rejected before the media was fully inside the device, i.e. no WFS_EXEE_IPM_MEDIINSERTED event has been generated. Rejection of the media will cause the WFS_CMD_IPM_MEDIA_IN command to complete with a WFS_ERR_IPM_MEDIAREJECTED error, at which point the media should be removed.

Event Param LPWFSIPMMEDIAREJECTED lpMediaRejected;

```
typedef struct _wfs_ipm_media_rejected
{
    WORD wReason;
} WFSIPMMEDIAREJECTED, *LPWFSIPMMEDIAREJECTED;
```

wReason

Specified as one of the following values:

Value	Meaning
WFS_IPM_REJECT_LONG	The rejected media was too long.
WFS_IPM_REJECT_THICK	The rejected media was too thick.
WFS_IPM_REJECT_DOUBLE	More than one media item was detected (this value only applies to devices without a media feeder).
WFS_IPM_REJECT_TRANSPORT	The media could not be moved inside the device.
WFS_IPM_REJECT_SHUTTER	The media was rejected due to the shutter failing to close.
WFS_IPM_REJECT_REMOVED	The media was removed (no WFS_SRVE_IPM_MEDIATAKEN event is expected).
WFS_IPM_REJECT_METAL	Metal (e.g. staple, paperclip, etc.) was detected in the input position.
WFS_IPM_REJECT_FOREIGNITEMS	The media was rejected because foreign items were detected in the input position.
WFS_IPM_REJECT_OTHER	The media was rejected due to a reason other than those listed above.

Comments The application may use this event to, for example, display a message box on the screen indicating why the media was rejected, and telling the user to remove and reinsert the media.

6.16 WFS_SRVE_IPM_DEVICEPOSITION

Description This service event reports that the device has changed its position status.

Event Param LPWFSIPMDEVICEPOSITION lpDevicePosition;

```
typedef struct _wfs_ipm_device_position
{
    WORD wPosition;
} WFSIPMDEVICEPOSITION, *LPWFSIPMDEVICEPOSITION;
```

wPosition

Position of the device as one of the following values:

Value	Meaning
WFS_IPM_DEVICEINPOSITION	The device is in its normal operating position.
WFS_IPM_DEVICENOTINPOSITION	The device has been removed from its normal operating position.
WFS_IPM_DEVICEPOSUNKNOWN	The position of the device cannot be determined.

Comments None.

6.17 WFS_SRVE_IPM_POWER_SAVE_CHANGE

Description	This service event specifies that the power save recovery time has changed.
Event Param	<p>LPWFSIPMPOWERSAVECHANGE lpPowerSaveChange;</p> <pre>typedef struct _wfs_ipm_power_save_change { USHORT usPowerSaveRecoveryTime; } WFSIPMPOWERSAVECHANGE, *LPWFSIPMPOWERSAVECHANGE;</pre> <p><i>usPowerSaveRecoveryTime</i> Specifies the actual number of seconds required by the device to resume its normal operational state. This value is zero if the device exited the power saving mode.</p>
Comments	If another device class compounded with this device enters into a power saving mode this device will automatically enter into the same power saving mode and this event will be generated.

6.18 WFS_SRVE_IPM_SHUTTERSTATUSCHANGED

Description Within the limitations of the hardware sensors this service event is generated whenever the status of a shutter changes. The shutter status can change because of an explicit, implicit or manual operation depending on how the shutter is operated.

Event Param LPWFSIPMSHUTTERSTATUSCHANGED lpShutterStatusChanged;

```
typedef struct _wfs_ipm_shutter_status_changed
{
    WORD                fwPosition;
    WORD                fwShutter;
} WFSIPMSHUTTERSTATUSCHANGED, *LPWFSIPMSHUTTERSTATUSCHANGED;
```

fwPosition

Specifies one of the IPM positions whose shutter status has changed as one of the following values:

Value	Meaning
WFS_IPM_POSINPUT	Input position.
WFS_IPM_POSOUTPUT	Output position.
WFS_IPM_POSREFUSED	Refused media item position.

fwShutter

Specifies the new state of the shutter as one of the following values:

Value	Meaning
WFS_IPM_SHTCLOSED	The shutter is closed.
WFS_IPM_SHTOPEN	The shutter is open.
WFS_IPM_SHTJAMMED	The shutter is jammed.
WFS_IPM_SHTUNKNOWN	Due to a hardware error or other condition, the state of the shutter cannot be determined.

Comments None.

7. Command and Event Flows

7.1 Devices with Stacker

7.1.1 Bunch Media Processing (OK flow)

Step	Application / Customer	XFS IPM Service
1.	WFS_CMD_IPM_MEDIA_IN	<ul style="list-style-type: none"> - Event: WFS_SRVE_IPM_SHUTTERSTATUS-CHANGED(WFS_IPM_SHTOPEN) - Event: WFS_EXEE_IPM_NOMEDIA - Wait for media insertion.
2.	Customer deposits a bunch of media items.	<ul style="list-style-type: none"> - Event: WFS_EXEE_IPM_MEDIAINsertED - Event: WFS_SRVE_IPM_SHUTTERSTATUS-CHANGED(WFS_IPM_SHTCLOSED) - Test and separate media items. - Send one WFS_EXEE_IPM_MEDIADATA event for every media item. - Completion: WFS_CMD_IPM_MEDIA_IN
3.	WFS_INF_IPM_TRANSACTION_STATUS	<ul style="list-style-type: none"> - Report media status and positions.
4.	If more media is to be inserted: Goto step 1. Otherwise loop over all accepted media items: steps 5.-8.	
5.	If additional images are required then WFS_CMD_IPM_READ_IMAGE	<ul style="list-style-type: none"> - Reads data from the selected media item. - Writes image data to the specified files. - Completion: WFS_CMD_IPM_READ_IMAGE
6.	WFS_CMD_IPM_PRINT_TEXT	<ul style="list-style-type: none"> - Specifies if the item is to be stamped and specifies the data to print on the selected media item. - Completion: WFS_CMD_IPM_PRINT_TEXT
7.	WFS_CMD_IPM_SET_DESTINATION	<ul style="list-style-type: none"> - Specifies the destination of the selected media item. - Completion: WFS_CMD_IPM_SET_DESTINATION
8.	Continue with individual media item processing: Goto step 5.	
9.	WFS_CMD_IPM_MEDIA_IN_END	<ul style="list-style-type: none"> - End processing for the inserted media items. - Print on the individual media items. - Transport the individual media items to the specified destinations.
10.		<ul style="list-style-type: none"> - Completion: WFS_CMD_IPM_MEDIA_IN_END

7.1.2 Bunch Media Processing (Some Media Items Returned)

Step	Application / Customer	XFS IPM Service
1.	WFS_CMD_IPM_MEDIA_IN	<ul style="list-style-type: none"> - Event: WFS_SRVE_IPM_SHUTTERSTATUS-CHANGED(WFS_IPM_SHTOPEN) - Event: WFS_EXEE_IPM_NOMEDIA - Wait for media insertion.
2.	Customer deposits a bunch of media items.	<ul style="list-style-type: none"> - Event: WFS_EXEE_IPM_MEDIAINsertED - Event: WFS_SRVE_IPM_SHUTTERSTATUS-CHANGED(WFS_IPM_SHTCLOSED) - Test and separate media items. - Send one WFS_EXEE_IPM_MEDIADATA event for every media item. - Completion: WFS_CMD_IPM_MEDIA_IN
3.	WFS_INF_IPM_TRANSACTION_STATUS	<ul style="list-style-type: none"> - Report media status and positions.
4.	If more media is to be inserted: Goto step 1. Otherwise loop over all accepted media items: Repeat steps 5.-8.	
5.	If additional images are required then WFS_CMD_IPM_READ_IMAGE	<ul style="list-style-type: none"> - Reads data from the selected media item. - Writes image data to the specified files. - Completion: WFS_CMD_IPM_READ_IMAGE
6.	WFS_CMD_IPM_PRINT_TEXT	<ul style="list-style-type: none"> - Specifies if the item is to be stamped and specifies the data to print on the selected media item. - Completion: WFS_CMD_IPM_PRINT_TEXT
7.	WFS_CMD_IPM_SET_DESTINATION	<ul style="list-style-type: none"> - Specifies the destination of the selected media item (bin or output). - For some media items the output position is selected. - Completion: WFS_CMD_IPM_SET_DESTINATION
8.	Continue with individual media item processing: Goto step 5.	
9.	WFS_CMD_IPM_MEDIA_IN_END	<ul style="list-style-type: none"> - End processing for the inserted media items. - Print on the individual media items. - Transport the individual media items to the specified destinations.
10.		If <i>bPresentControl</i> == TRUE: <ul style="list-style-type: none"> - Present the returned media items to the customer. - Event: WFS_SRVE_IPM_SHUTTERSTATUS-CHANGED(WFS_IPM_SHTOPEN) - Event: WFS_EXEE_IPM_MEDIAPRESENTED
11.		<ul style="list-style-type: none"> - Completion: WFS_CMD_IPM_MEDIA_IN_END
12.	If <i>bPresentControl</i> == FALSE: WFS_CMD_IPM_PRESENT_MEDIA	<ul style="list-style-type: none"> - Present the returned media items to the customer. - Event: WFS_SRVE_IPM_SHUTTERSTATUS-CHANGED(WFS_IPM_SHTOPEN) - Event: WFS_EXEE_IPM_MEDIAPRESENTED - Completion: WFS_CMD_IPM_PRESENT_MEDIA
13.	Customer takes returned media items.	<ul style="list-style-type: none"> - Event: WFS_SRVE_IPM_MEDIATAKEN - Event: WFS_SRVE_IPM_SHUTTERSTATUS-CHANGED(WFS_IPM_SHTCLOSED)

7.1.3 Bunch Media Processing with Errors

Step	Application / Customer	XFS IPM Service
1.	WFS_CMD_IPM_MEDIA_IN	<ul style="list-style-type: none"> - Event: WFS_SRVE_IPM_SHUTTERSTATUS-CHANGED(WFS_IPM_SHTOPEN) - Event: WFS_EXEE_IPM_NOMEDIA - Wait for media insertion.
2.	Customer deposits a bunch of media items.	<ul style="list-style-type: none"> - Event: WFS_EXEE_IPM_MEDIAINsertED - Event: WFS_SRVE_IPM_SHUTTERSTATUS-CHANGED(WFS_IPM_SHTCLOSED) - Test and separate media items. - Send one WFS_EXEE_IPM_MEDIADATA event for every accepted media item. - Event: WFS_EXEE_IPM_MEDIAREFUSED (<i>wReason</i> == WFS_IPM_REFUSED_FOREIGNITEMS) if foreign items are detected and/or - Event: WFS_EXEE_IPM_MEDIAREFUSED (<i>wReason</i> == WFS_IPM_REFUSED_STACKERFULL) if the stacker becomes full and/or - Event: WFS_EXEE_IPM_MEDIAREFUSED (<i>wReason</i> == WFS_IPM_REFUSED_CODELINEINVALID) if the code line could not be read.
3.		- Completion: WFS_CMD_IPM_MEDIA_IN
4.	If the application chooses to return refused items before the end of transaction WFS_CMD_IPM_PRESENT_MEDIA. Otherwise continue with step 4. of the OK flow.	
5.	For all bunches except for the last bunch returned to the customer repeat steps 6.-7. For the last bunch: Goto step 8.	
6.		<ul style="list-style-type: none"> - Present the media items to the customer. - Event: WFS_SRVE_IPM_SHUTTERSTATUS-CHANGED(WFS_IPM_SHTOPEN) - Event: WFS_EXEE_IPM_MEDIAPRESENTED
7.	Customer takes returned media items.	<ul style="list-style-type: none"> - Event: WFS_SRVE_IPM_MEDIATAKEN - Event: WFS_SRVE_IPM_SHUTTERSTATUS-CHANGED(WFS_IPM_SHTCLOSED)
8.	Present last bunch to customer.	<ul style="list-style-type: none"> - Present the media items to the customer. - Event: WFS_SRVE_IPM_SHUTTERSTATUS-CHANGED(WFS_IPM_SHTOPEN) - Event: WFS_EXEE_IPM_MEDIAPRESENTED
9.		- Completion: WFS_CMD_IPM_PRESENT_MEDIA
10.	Customer takes returned media items.	<ul style="list-style-type: none"> - Event: WFS_SRVE_IPM_MEDIATAKEN - Event: WFS_SRVE_IPM_SHUTTERSTATUS-CHANGED(WFS_IPM_SHTCLOSED)
11.	Continue with step 4. of the OK flow.	

7.1.4 Bunch media processing with Rollback

Step	Application / Customer	XFS IPM Service
1.-8.	See OK flow.	
9.	WFS_CMD_IPM_MEDIA_IN_ROLLBACK	- Without printing, all media items from the stacker (plus any refused notes not already returned) are transported to the output position.
10.		If <i>bPresentControl</i> == TRUE: - Present the media items to the customer. - Event: WFS_SRVE_IPM_SHUTTERSTATUS-CHANGED(WFS_IPM_SHTOPEN) - Event: WFS_EXEE_IPM_MEDIAPRESENTED
11.		- Completion: WFS_CMD_IPM_ROLLBACK
12.	If <i>bPresentControl</i> == FALSE: WFS_CMD_IPM_PRESENT_MEDIA	- Present the returned media items to the customer. - Event: WFS_SRVE_IPM_SHUTTERSTATUS-CHANGED(WFS_IPM_SHTOPEN) - Event: WFS_EXEE_IPM_MEDIAPRESENTED - Completion: WFS_CMD_IPM_PRESENT_MEDIA
13.	Customer takes returned media items.	- Event: WFS_SRVE_IPM_MEDIATAKEN - Event: WFS_SRVE_IPM_SHUTTERSTATUS-CHANGED(WFS_IPM_SHTCLOSED)

7.1.5 Bunch media processing with Retract

Step	Application / Customer	XFS IPM Service
1.-8.	See OK flow.	
9.	WFS_CMD_IPM_RETRACT_MEDIA	<ul style="list-style-type: none"> - Stops processing of media items. - Without printing, all media items from the stacker are transported to the retract cassette. - Completion: WFS_CMD_IPM_RETRACT_MEDIA

7.1.6 Bunch Media Processing - Application Refuse Decision (All OK flow)

Step	Application / Customer	XFS IPM Service
1.	WFS_CMD_IPM_MEDIA_IN (<i>bApplicationRefuse</i> == TRUE)	<ul style="list-style-type: none"> - Event: WFS_SRVE_IPM_SHUTTERSTATUS-CHANGED(WFS_IPM_SHTOPEN) - Event: WFS_EXEE_IPM_NOMEDIA - Wait for media insertion.
2.	Customer deposits a bunch of media items.	<ul style="list-style-type: none"> - Event: WFS_EXEE_IPM_MEDIAININSERTED - Event: WFS_SRVE_IPM_SHUTTERSTATUS-CHANGED(WFS_IPM_SHTCLOSED) - Test and separate media item. - Send one WFS_EXEE_IPM_MEDIADATA event for first media item. - Completion: WFS_CMD_IPM_MEDIA_IN
3.	Application processes media data and decides to keep media item. WFS_CMD_IPM_ACCEPT_ITEM (TRUE) - keep item	<ul style="list-style-type: none"> - Move item to stacker. - Completion: WFS_CMD_IPM_ACCEPT_ITEM
4.	WFS_CMD_IPM_GET_NEXT_ITEM	<ul style="list-style-type: none"> - If item successfully read then send one WFS_EXEE_IPM_MEDIADATA event for next media item. - Completion: WFS_CMD_IPM_GET_NEXT_ITEM
5.	If the item was read successfully continue with step 3. Otherwise if there are no more items then continue with Step 6.	
6.	If more media is to be inserted: Goto step 1. Otherwise loop over all accepted media items: Repeat steps 7.-9.	
7.	WFS_CMD_IPM_PRINT_TEXT	<ul style="list-style-type: none"> - Specifies if the item is to be stamped and specifies the data to print on the selected media item. - Completion: WFS_CMD_IPM_PRINT_TEXT
8.	WFS_CMD_IPM_SET_DESTINATION	<ul style="list-style-type: none"> - Specifies the destination of the selected media item. - Completion: WFS_CMD_IPM_SET_DESTINATION
9.	Continue with individual media item processing: Goto step 5.	
10.	WFS_CMD_IPM_MEDIA_IN_END	<ul style="list-style-type: none"> - End processing for the inserted media items. - Print on the individual media items. - Transport the individual media items to the specified destinations.
11.		- Completion: WFS_CMD_IPM_MEDIA_IN_END

7.1.7 Bunch Media Processing - Application Refuse Decision (Some items refused)

Step	Application / Customer	XFS IPM Service
1.	WFS_CMD_IPM_MEDIA_IN (<i>bApplicationRefuse</i> == TRUE)	<ul style="list-style-type: none"> - Event: WFS_SRVE_IPM_SHUTTERSTATUS-CHANGED(WFS_IPM_SHTOPEN) - Event: WFS_EXEE_IPM_NOMEDIA - Wait for media insertion.
2.	Customer deposits a bunch of media items.	<ul style="list-style-type: none"> - Event: WFS_EXEE_IPM_MEDIAININSERTED - Event: WFS_SRVE_IPM_SHUTTERSTATUS-CHANGED(WFS_IPM_SHTCLOSED) - Test and separate media item. - Send one WFS_EXEE_IPM_MEDIADATA event for first media item. - Completion: WFS_CMD_IPM_MEDIA_IN
3.	Application processes media data and decides to keep/or refuse media item WFS_CMD_IPM_ACCEPT_ITEM (TRUE/FALSE)	<ul style="list-style-type: none"> - Move item to stacker or refuse position/re-buncher. - Completion: WFS_CMD_IPM_ACCEPT_ITEM
4.	WFS_CMD_IPM_GET_NEXT_ITEM	<ul style="list-style-type: none"> - If item successfully read then send one WFS_EXEE_IPM_MEDIADATA event for next media item. - Completion: WFS_CMD_IPM_GET_NEXT_ITEM
5.	If the item was read successfully continue with step 3. Otherwise if there are no more items then continue with Step 6.	
6.	If the application chooses to return refused items before the end of transaction WFS_CMD_IPM_PRESENT_MEDIA. Otherwise continue with Step 13.	
7.	For all bunches except for the last bunch returned to the customer repeat steps 8.-9. For the last bunch: Goto step 10.	
8.		<ul style="list-style-type: none"> - Present the media items to the customer. - Event: WFS_SRVE_IPM_SHUTTERSTATUS-CHANGED(WFS_IPM_SHTOPEN) - Event: WFS_EXEE_IPM_MEDIAPRESENTED
9.	Customer takes returned media items.	<ul style="list-style-type: none"> - Event: WFS_SRVE_IPM_MEDIATAKEN - Event: WFS_SRVE_IPM_SHUTTERSTATUS-CHANGED(WFS_IPM_SHTCLOSED)
10.	Present last bunch to customer.	<ul style="list-style-type: none"> - Present the media items to the customer. - Event: WFS_SRVE_IPM_SHUTTERSTATUS-CHANGED(WFS_IPM_SHTOPEN) - Event: WFS_EXEE_IPM_MEDIAPRESENTED
11.		<ul style="list-style-type: none"> - Completion: WFS_CMD_IPM_PRESENT_MEDIA
12.	Customer takes returned media items.	<ul style="list-style-type: none"> - Event: WFS_SRVE_IPM_MEDIATAKEN - Event: WFS_SRVE_IPM_SHUTTERSTATUS-CHANGED(WFS_IPM_SHTCLOSED)
13.	If more media is to be inserted: Goto step 1. Otherwise loop over all accepted media items: Repeat steps 14.-16.	
14.	WFS_CMD_IPM_PRINT_TEXT	<ul style="list-style-type: none"> - Specifies if the item is to be stamped and specifies the data to print on the selected media item. - Completion: WFS_CMD_IPM_PRINT_TEXT
15.	WFS_CMD_IPM_SET_DESTINATION	<ul style="list-style-type: none"> - Specifies the destination of the selected media item. - Completion:

		WFS_CMD_IPM_SET_DESTINATION
16.	Continue with individual media item processing: Goto step 5.	
17.	WFS_CMD_IPM_MEDIA_IN_END	<ul style="list-style-type: none"> - End processing for the inserted media items. - Print on the individual media items. - Transport the individual media items to the specified destinations.
18.		- Completion: WFS_CMD_IPM_MEDIA_IN_END

7.2 Devices without Stacker

Note that in the following flows that the single and bunch media devices follow the same flow except only one item is inserted and the WFS_CMD_GET_NEXT_ITEM command always returns reporting that there are no more items to process.

7.2.1 Bunch Media Processing (OK flow)

Step	Application / Customer	XFS IPM Service
1.	WFS_CMD_IPM_MEDIA_IN	<ul style="list-style-type: none"> - Event: WFS_SRVE_IPM_SHUTTERSTATUS-CHANGED(WFS_IPM_SHTOPEN) - Event: WFS_EXEE_IPM_NOMEDIA - Wait for media insertion.
2.	Customer deposits a bunch of media items.	<ul style="list-style-type: none"> - Event: WFS_EXEE_IPM_MEDIAININSERTED - Event: WFS_SRVE_IPM_SHUTTERSTATUS-CHANGED(WFS_IPM_SHTCLOSED) - Send one WFS_EXEE_IPM_MEDIADATA event for first media item. - Completion: WFS_CMD_IPM_MEDIA_IN
3.	WFS_INF_IPM_TRANSACTION_STATUS	<ul style="list-style-type: none"> - Report media status and positions.
4.	If additional images are required then WFS_CMD_IPM_READ_IMAGE	<ul style="list-style-type: none"> - Reads data from the selected media item. - Writes image data to the specified files. - Completion: WFS_CMD_IPM_READ_IMAGE
5.	WFS_CMD_IPM_PRINT_TEXT	<ul style="list-style-type: none"> - Specifies if the item is to be stamped and specifies the data to print on the selected media item. - Completion: WFS_CMD_IPM_PRINT_TEXT
6.	WFS_CMD_IPM_SET_DESTINATION	<ul style="list-style-type: none"> - Specifies the destination of the selected media item. - Completion: WFS_CMD_IPM_SET_DESTINATION
7.	WFS_CMD_IPM_ACTION_ITEM	<ul style="list-style-type: none"> - Print and deposit item in bin as specified by application in previous commands. - Completion: WFS_CMD_IPM_ACTION_ITEM
8.	WFS_CMD_IPM_GET_NEXT_ITEM	<ul style="list-style-type: none"> - If item successfully read then send one WFS_EXEE_IPM_MEDIADATA event for next media item. - Completion: WFS_CMD_IPM_GET_NEXT_ITEM
9.	If the item was read successfully continue with step 3. Otherwise if there are no more items then continue with Step 10.	
10.	If more media is to be inserted: Goto step 1. Otherwise continue with step 11.	
11.	WFS_CMD_IPM_MEDIA_IN_END	<ul style="list-style-type: none"> - End transaction.
12.		<ul style="list-style-type: none"> - Completion: WFS_CMD_IPM_MEDIA_IN_END

7.2.2 Bunch Media Processing (Some Media Items Returned)

Step	Application / Customer	XFS IPM Service
1.	WFS_CMD_IPM_MEDIA_IN	<ul style="list-style-type: none"> - Event: WFS_SRVE_IPM_SHUTTERSTATUS-CHANGED(WFS_IPM_SHTOPEN) - Event: WFS_EXEE_IPM_NOMEDIA - Wait for media insertion.
2.	Customer deposits a bunch of media items.	<ul style="list-style-type: none"> - Event: WFS_EXEE_IPM_MEDIAINsertED - Event: WFS_SRVE_IPM_SHUTTERSTATUS-CHANGED(WFS_IPM_SHTCLOSED) - Send one WFS_EXEE_IPM_MEDIADATA event for first media item. - Completion: WFS_CMD_IPM_MEDIA_IN
3.	WFS_INF_IPM_TRANSACTION_STATUS	<ul style="list-style-type: none"> - Report media status and positions.
4.	If additional images are required then WFS_CMD_IPM_READ_IMAGE	<ul style="list-style-type: none"> - Reads data from the selected media item. - Writes image data to the specified files. - Completion: WFS_CMD_IPM_READ_IMAGE
5.	If item is to be kept continue at step 6. Otherwise continue at step 10.	
6.	WFS_CMD_IPM_PRINT_TEXT	<ul style="list-style-type: none"> - Specifies if the item is to be stamped and specifies the data to print on the selected media item. - Completion: WFS_CMD_IPM_PRINT_TEXT
7.	WFS_CMD_IPM_SET_DESTINATION	<ul style="list-style-type: none"> - Specifies the destination of the selected media item. - Completion: WFS_CMD_IPM_SET_DESTINATION
8.	WFS_CMD_IPM_ACTION_ITEM	<ul style="list-style-type: none"> - Print and deposit item in bin as specified by application in previous commands. - Completion: WFS_CMD_IPM_ACTION_ITEM
9.	Continue at step 13.	
10.	WFS_CMD_IPM_SET_DESTINATION	<ul style="list-style-type: none"> - Specifies the destination of the selected media item as Return to Customer. - Completion: WFS_CMD_IPM_SET_DESTINATION
11.	WFS_CMD_IPM_ACTION_ITEM	<ul style="list-style-type: none"> - Present the returned media item to the customer. - Event: WFS_SRVE_IPM_SHUTTERSTATUS-CHANGED(WFS_IPM_SHTOPEN) - Event: WFS_EXEE_IPM_MEDIAPRESENTED - Completion: WFS_CMD_IPM_ACTION_ITEM
12.	Customer takes returned item.	<ul style="list-style-type: none"> - WFS_SRVE_IPM_MEDIATAKEN - Event: WFS_SRVE_IPM_SHUTTERSTATUS-CHANGED(WFS_IPM_SHTCLOSED)
13.	WFS_CMD_IPM_GET_NEXT_ITEM	<ul style="list-style-type: none"> - If item successfully read then send one WFS_EXEE_IPM_MEDIADATA event for next media item. - Completion: WFS_CMD_IPM_GET_NEXT_ITEM
14.	If the item was read successfully continue with step 3. Otherwise if there are no more items then continue with step 15.	
15.	If more media is to be inserted: Goto step 1. Otherwise continue with step 16.	
16.	WFS_CMD_IPM_MEDIA_IN_END	<ul style="list-style-type: none"> - End transaction.
17.		<ul style="list-style-type: none"> - Completion: WFS_CMD_IPM_MEDIA_IN_END

7.2.3 Bunch Media Processing with Errors

Step	Application / Customer	XFS IPM Service
1.	WFS_CMD_IPM_MEDIA_IN	<ul style="list-style-type: none"> - Event: WFS_SRVE_IPM_SHUTTERSTATUS-CHANGED(WFS_IPM_SHTOPEN) - Event: WFS_EXEE_IPM_NOMEDIA - Wait for media insertion.
2.	Customer deposits a bunch of media items.	<ul style="list-style-type: none"> - Event: WFS_EXEE_IPM_MEDIAINsertED - Event: WFS_SRVE_IPM_SHUTTERSTATUS-CHANGED(WFS_IPM_SHTCLOSED) - Send one WFS_EXEE_IPM_MEDIADATA event for first media item. - Completion: WFS_CMD_IPM_MEDIA_IN
3.	WFS_INF_IPM_TRANSACTION_STATUS	<ul style="list-style-type: none"> - Report media status and positions.
4.	If additional images are required then WFS_CMD_IPM_READ_IMAGE	<ul style="list-style-type: none"> - Reads data from the selected media item. - Writes image data to the specified files. - Completion: WFS_CMD_IPM_READ_IMAGE
5.	If item is to be kept continue at step 6. Otherwise continue at step 10.	
6.	WFS_CMD_IPM_PRINT_TEXT	<ul style="list-style-type: none"> - Specifies if the item is to be stamped and specifies the data to print on the selected media item. - Completion: WFS_CMD_IPM_PRINT_TEXT
7.	WFS_CMD_IPM_SET_DESTINATION	<ul style="list-style-type: none"> - Specifies the destination of the selected media item. - Completion: WFS_CMD_IPM_SET_DESTINATION
8.	WFS_CMD_IPM_ACTION_ITEM	<ul style="list-style-type: none"> - Print and deposit item in bin as specified by application in previous commands. - Completion: WFS_CMD_IPM_ACTION_ITEM
9.	Continue at step 13.	
10.	WFS_CMD_IPM_SET_DESTINATION	<ul style="list-style-type: none"> - Specifies the destination of the selected media item as Return to Customer. - Completion: WFS_CMD_IPM_SET_DESTINATION
11.	WFS_CMD_IPM_ACTION_ITEM	<ul style="list-style-type: none"> - Present the returned media item to the customer. - Event: WFS_SRVE_IPM_SHUTTERSTATUS-CHANGED(WFS_IPM_SHTOPEN) - Event: WFS_EXEE_IPM_MEDIAPRESENTED - Completion: WFS_CMD_IPM_ACTION_ITEM
12.	Customer takes returned item.	<ul style="list-style-type: none"> - WFS_SRVE_IPM_MEDIATAKEN - Event: WFS_SRVE_IPM_SHUTTERSTATUS-CHANGED(WFS_IPM_SHTCLOSED)
13.	WFS_CMD_IPM_GET_NEXT_ITEM	<ul style="list-style-type: none"> - Event: WFS_EXEE_IPM_MEDIAREFUSED (<i>wReason</i> == WFS_IPM_REFUSED_CODELINEINVALID) if code line could not be read. - Present the media items to the customer. - Completion: WFS_CMD_IPM_GET_NEXT_ITEM (ITEM REFUSED)
14.	WFS_CMD_IPM_PRESENT_MEDIA	<ul style="list-style-type: none"> - Event: WFS_SRVE_IPM_SHUTTERSTATUS-CHANGED(WFS_IPM_SHTOPEN) - Event: WFS_EXEE_IPM_MEDIAPRESENTED
15.		<ul style="list-style-type: none"> - Completion: WFS_CMD_IPM_PRESENT_MEDIA
16.	Customer takes returned media item	<ul style="list-style-type: none"> - Event: WFS_SRVE_IPM_MEDIATAKEN - Event: WFS_SRVE_IPM_SHUTTERSTATUS-CHANGED(WFS_IPM_SHTCLOSED)
17.	If the item was REFUSED continue with	

	step 13. If the item was read successfully continue with step 3. Otherwise if there are no more items then continue with step 18.	
18.	If more media is to be inserted: Goto step 1. Otherwise continue with step 19.	
19.	WFS_CMD_IPM_MEDIA_IN_END	- End transaction.
20.		- Completion: WFS_CMD_IPM_MEDIA_IN_END

8. ATM Mixed Media Transaction Flow – Application Guidelines

Application guidelines covering Mixed Media processing for CIM and IPM are covered in the CIM Specification [Ref. 2].

9. C-Header File

```

/*****
*
* xfsipm.h      XFS - Item Processing Module (IPM) definitions
*
*              Version 3.50   (November 18 2022)
*
*****/

#ifndef __INC_XFSIPM_H
#define __INC_XFSIPM_H

#ifdef __cplusplus
extern "C" {
#endif

#include <xfsapi.h>

/*   be aware of alignment   */
#pragma pack(push,1)

/* Value of WFSIPMCAPS.wClass */

#define WFS_SERVICE_CLASS_IPM                (16)
#define WFS_SERVICE_CLASS_VERSION_IPM       (0x3203) /* Version 3.50 */
#define WFS_SERVICE_CLASS_NAME_IPM          "IPM"

#define IPM_SERVICE_OFFSET                   (WFS_SERVICE_CLASS_IPM * 100)

/* IPM Info Commands */

#define WFS_INF_IPM_STATUS                    (IPM_SERVICE_OFFSET + 1)
#define WFS_INF_IPM_CAPABILITIES              (IPM_SERVICE_OFFSET + 2)
#define WFS_INF_IPM_CODELINE_MAPPING          (IPM_SERVICE_OFFSET + 3)
#define WFS_INF_IPM_MEDIA_BIN_INFO            (IPM_SERVICE_OFFSET + 4)
#define WFS_INF_IPM_TRANSACTION_STATUS        (IPM_SERVICE_OFFSET + 5)
#define WFS_INF_IPM_MEDIA_BIN_CAPABILITIES    (IPM_SERVICE_OFFSET + 6)

/* IPM Execute Commands */

#define WFS_CMD_IPM_MEDIA_IN                  (IPM_SERVICE_OFFSET + 1)
#define WFS_CMD_IPM_MEDIA_IN_END              (IPM_SERVICE_OFFSET + 2)
#define WFS_CMD_IPM_MEDIA_IN_ROLLBACK         (IPM_SERVICE_OFFSET + 3)
#define WFS_CMD_IPM_READ_IMAGE                (IPM_SERVICE_OFFSET + 4)
#define WFS_CMD_IPM_SET_DESTINATION            (IPM_SERVICE_OFFSET + 5)
#define WFS_CMD_IPM_PRESENT_MEDIA             (IPM_SERVICE_OFFSET + 6)
#define WFS_CMD_IPM_RETRACT_MEDIA             (IPM_SERVICE_OFFSET + 7)
#define WFS_CMD_IPM_PRINT_TEXT                (IPM_SERVICE_OFFSET + 8)
#define WFS_CMD_IPM_SET_MEDIA_BIN_INFO        (IPM_SERVICE_OFFSET + 9)
#define WFS_CMD_IPM_RESET                     (IPM_SERVICE_OFFSET + 10)
#define WFS_CMD_IPM_SET_GUIDANCE_LIGHT        (IPM_SERVICE_OFFSET + 11)
#define WFS_CMD_IPM_GET_NEXT_ITEM             (IPM_SERVICE_OFFSET + 12)
#define WFS_CMD_IPM_ACTION_ITEM               (IPM_SERVICE_OFFSET + 13)
#define WFS_CMD_IPM_EXPEL_MEDIA               (IPM_SERVICE_OFFSET + 14)
#define WFS_CMD_IPM_GET_IMAGE_AFTER_PRINT     (IPM_SERVICE_OFFSET + 15)
#define WFS_CMD_IPM_ACCEPT_ITEM               (IPM_SERVICE_OFFSET + 16)
#define WFS_CMD_IPM_SUPPLY_REPLENISH          (IPM_SERVICE_OFFSET + 17)
#define WFS_CMD_IPM_POWER_SAVE_CONTROL        (IPM_SERVICE_OFFSET + 18)
#define WFS_CMD_IPM_SET_MODE                  (IPM_SERVICE_OFFSET + 19)
#define WFS_CMD_IPM_SYNCHRONIZE_COMMAND       (IPM_SERVICE_OFFSET + 20)

/* IPM Messages */

#define WFS_EXEE_IPM_NOMEDIA                  (IPM_SERVICE_OFFSET + 1)
#define WFS_EXEE_IPM_MEDIAINSERTED            (IPM_SERVICE_OFFSET + 2)
#define WFS_USRE_IPM_MEDIABINTHRESHOLD        (IPM_SERVICE_OFFSET + 3)
#define WFS_SRVE_IPM_MEDIABININFOCHANGED      (IPM_SERVICE_OFFSET + 4)
#define WFS_EXEE_IPM_MEDIABINERROR            (IPM_SERVICE_OFFSET + 5)

```

CWA 16926-18:2022 (E)

```
#define WFS_SRVE_IPM_MEDIATAKEN (IPM_SERVICE_OFFSET + 6)
#define WFS_USRE_IPM_TONERTHRESHOLD (IPM_SERVICE_OFFSET + 7)
#define WFS_USRE_IPM_SCANNERTHRESHOLD (IPM_SERVICE_OFFSET + 8)
#define WFS_USRE_IPM_INKTHRESHOLD (IPM_SERVICE_OFFSET + 9)
#define WFS_SRVE_IPM_MEDIADETECTED (IPM_SERVICE_OFFSET + 10)
#define WFS_EXEE_IPM_MEDIAPRESENTED (IPM_SERVICE_OFFSET + 11)
#define WFS_EXEE_IPM_MEDIAREFUSED (IPM_SERVICE_OFFSET + 12)
#define WFS_EXEE_IPM_MEDIADATA (IPM_SERVICE_OFFSET + 13)
#define WFS_USRE_IPM_MICRTHRESHOLD (IPM_SERVICE_OFFSET + 14)
#define WFS_EXEE_IPM_MEDIAREJECTED (IPM_SERVICE_OFFSET + 15)
#define WFS_SRVE_IPM_DEVICEPOSITION (IPM_SERVICE_OFFSET + 16)
#define WFS_SRVE_IPM_POWER_SAVE_CHANGE (IPM_SERVICE_OFFSET + 17)
#define WFS_SRVE_IPM_SHUTTERSTATUSCHANGED (IPM_SERVICE_OFFSET + 18)

/* Values of WFSIPMSTATUS.fwDevice */

#define WFS_IPM_DEVONLINE WFS_STAT_DEVONLINE
#define WFS_IPM_DEVOFFLINE WFS_STAT_DEVOFFLINE
#define WFS_IPM_DEVPPOWEROFF WFS_STAT_DEVPPOWEROFF
#define WFS_IPM_DEVNODEVICE WFS_STAT_DEVNODEVICE
#define WFS_IPM_DEVHWERROR WFS_STAT_DEVHWERROR
#define WFS_IPM_DEVUSERERROR WFS_STAT_DEVUSERERROR
#define WFS_IPM_DEVBUSY WFS_STAT_DEVBUSY
#define WFS_IPM_DEVFRAUDATTEMPT WFS_STAT_DEVFRAUDATTEMPT
#define WFS_IPM_DEVPOTENTIALFRAUD WFS_STAT_DEVPOTENTIALFRAUD

/* Values of WFSIPMSTATUS.wAcceptor */

#define WFS_IPM_ACCBINOK (0)
#define WFS_IPM_ACCBINSTATE (1)
#define WFS_IPM_ACCBINSTOP (2)
#define WFS_IPM_ACCBINUNKNOWN (3)

/* Values of WFSIPMSTATUS.wMedia and
   WFSIPMMEDIADETECTED.wPosition */

#define WFS_IPM_MEDIAPRESENT (0)
#define WFS_IPM_MEDIANOTPRESENT (1)
#define WFS_IPM_MEDIAJAMMED (2)
#define WFS_IPM_MEDIANOTSUPP (3)
#define WFS_IPM_MEDIAUNKNOWN (4)
#define WFS_IPM_MEDIAPPOSITION (5)
#define WFS_IPM_MEDIARETRACTED (6)
#define WFS_IPM_MEDIARETURNED (7)

/* Values of WFSIPMSTATUS.wToner and
   WFSIPMTHRESHOLD.wThreshold */

#define WFS_IPM_TONERFULL (0)
#define WFS_IPM_TONERLOW (1)
#define WFS_IPM_TONEROUT (2)
#define WFS_IPM_TONERNOTSUPP (3)
#define WFS_IPM_TONERUNKNOWN (4)

/* Values of WFSIPMSTATUS.wInk and
   WFSIPMTHRESHOLD.wThreshold */

#define WFS_IPM_INKFULL (0)
#define WFS_IPM_INKLOW (1)
#define WFS_IPM_INKOUT (2)
#define WFS_IPM_INKNOTSUPP (3)
#define WFS_IPM_INKUNKNOWN (4)

/* Values of WFSIPMSTATUS.wFrontImageScanner,
   WFSIPMSTATUS.wBackImageScanner and
   WFSIPMSCANNERTHRESHOLD.wThreshold */

#define WFS_IPM_SCANNEROK (0)
#define WFS_IPM_SCANNERFADING (1)
#define WFS_IPM_SCANNERINOP (2)
```



```

#define      WFS_IPM_SCANNERNOTSUPP                (3)
#define      WFS_IPM_SCANNERUNKNOWN                (4)

/* Values of WFSIPMSTATUS.wMICRReader and
   WFSIPMTHRESHOLD.wThreshold */

#define      WFS_IPM_MICROK                        (0)
#define      WFS_IPM_MICRFADING                    (1)
#define      WFS_IPM_MICRINOP                      (2)
#define      WFS_IPM_MICRNOTSUPP                  (3)
#define      WFS_IPM_MICRUNKNOWN                   (4)

/* Values of WFSIPMSTATUS.wStacker */

#define      WFS_IPM_STACKEREMPTY                  (0)
#define      WFS_IPM_STACKERNOTEMPTY               (1)
#define      WFS_IPM_STACKERFULL                   (2)
#define      WFS_IPM_STACKERINOP                   (3)
#define      WFS_IPM_STACKERUNKNOWN                (4)
#define      WFS_IPM_STACKERNOTSUPP                (5)

/* Values of WFSIPMSTATUS.wReBuncher */

#define      WFS_IPM_REBUNCHEREMPTY                (0)
#define      WFS_IPM_REBUNCHERNOTEMPTY             (1)
#define      WFS_IPM_REBUNCHERFULL                 (2)
#define      WFS_IPM_REBUNCHERINOP                 (3)
#define      WFS_IPM_REBUNCHERUNKNOWN              (4)
#define      WFS_IPM_REBUNCHERNOTSUPP              (5)

/* Values of WFSIPMSTATUS.wMediaFeeder and
   WFSIPMMEDIAIN.wMediaFeeder*/

#define      WFS_IPM_FEEDEREMPTY                   (0)
#define      WFS_IPM_FEEDERNOTEMPTY                (1)
#define      WFS_IPM_FEEDERINOP                    (2)
#define      WFS_IPM_FEEDERUNKNOWN                 (3)
#define      WFS_IPM_FEEDERNOTSUPP                 (4)

/* Values of WFSIPMSTATUS.wDevicePosition and
   WFSIPMDEVICEPOSITION.wPosition */

#define      WFS_IPM_DEVICEINPOSITION              (0)
#define      WFS_IPM_DEVICENOTINPOSITION           (1)
#define      WFS_IPM_DEVICEPOSUNKNOWN              (2)
#define      WFS_IPM_DEVICEPOSNOTSUPP              (3)

/* Values of WFSIPMTRANSSTATUS.usMediaOnStacker,
   WFSIPMTRANSSTATUS.usLastMediaInTotal,
   WFSIPMTRANSSTATUS.usLastMediaAddedToStacker,
   WFSIPMTRANSSTATUS.usTotalItems,
   WFSIPMTRANSSTATUS.usTotalItemsRefused,
   WFSIPMTRANSSTATUS.usTotalBunchesRefused,
   WFSIPMMEDIAIN.usMediaOnStacker,
   WFSIPMMEDIAIN.usLastMedia,
   WFSIPMMEDIAIN.usLastMediaOnStacker and
   WFSIPMRETRACTMEDIAOUT.usMedia */

#define      WFS_IPM_MEDIANUMBERUNKNOWN            (0xFFFF)

/* Indices for WFSIPMSTATUS.lppPositions and
   WFSIPMCAPS.lppPositions,
   Values of WFSIPMPOSITION.wPosition and
   WFSIPMMEDIAAPRESENTED.wPosition */

#define      WFS_IPM_POSINPUT                      (0)
#define      WFS_IPM_POSOUTPUT                     (1)
#define      WFS_IPM_POSREFUSED                    (2)

/* Values of WFSIPMPOS.wShutter */

```

```

#define      WFS_IPM_SHTCLOSED                (0)
#define      WFS_IPM_SHTOPEN                  (1)
#define      WFS_IPM_SHTJAMMED                (2)
#define      WFS_IPM_SHTUNKNOWN               (3)
#define      WFS_IPM_SHTNOTSUPPORTED          (4)

/* Values of WFSIPMCAPS.wMixedMode */

#define      WFS_IPM_MIXEDMEDIANOTSUPP        (0)
#define      WFS_IPM_CIMMIXEDMEDIA            (1)

/* Values of WFSIPMSETMODE.wMixedMode and
   WFSIPMSTATUS.wMixedMode */

#define      WFS_IPM_MIXEDMEDIANOTACTIVE      (0)

/* Values of WFSIPMPOS.wPositionStatus */

#define      WFS_IPM_PSEMPY                   (0)
#define      WFS_IPM_PSNOTEMPTY               (1)
#define      WFS_IPM_PSUNKNOWN                (2)
#define      WFS_IPM_PSNOTSUPPORTED           (3)

/* Values of WFSIPMPOS.wTransport */

#define      WFS_IPM_TPOK                     (0)
#define      WFS_IPM_TPINOP                   (1)
#define      WFS_IPM_TPUNKNOWN                (2)
#define      WFS_IPM_TPNOTSUPPORTED           (3)

/* Values of WFSIPMPOS.wTransportMediaStatus */

#define      WFS_IPM_TPMEDIAEMPTY             (0)
#define      WFS_IPM_TPMEDIANOTEMPTY          (1)
#define      WFS_IPM_TPMEDIAUNKNOWN           (2)
#define      WFS_IPM_TPMEDIANOTSUPPORTED      (3)

/* values of WFSIPMPOS.fwJammedShutterPosition */

#define      WFS_IPM_SHUTTERPOS_NOTSUPPORTED   (0)
#define      WFS_IPM_SHUTTERPOS_NOTJAMMED     (1)
#define      WFS_IPM_SHUTTERPOS_OPEN          (2)
#define      WFS_IPM_SHUTTERPOS_PARTIALLY_OPEN (3)
#define      WFS_IPM_SHUTTERPOS_CLOSED        (4)
#define      WFS_IPM_SHUTTERPOS_UNKNOWN        (5)

/* Size and max index of dwGuidLights array */

#define      WFS_IPM_GUIDLIGHTS_SIZE           (32)
#define      WFS_IPM_GUIDLIGHTS_MAX            (WFS_IPM_GUIDLIGHTS_SIZE - 1)

/* Indices of WFSIPMSTATUS.dwGuidLights [...] and
   WFSIPMCAPS.dwGuidLights [...] and
   Values of WFSIPMSETGUIDLIGHT.wGuidLight */

#define      WFS_IPM_GUIDANCE_MEDIAIN          (0)
#define      WFS_IPM_GUIDANCE_MEDIAOUT         (1)
#define      WFS_IPM_GUIDANCE_MEDIAREFUSED     (2)

/* Values of WFSIPMSTATUS.dwGuidLights [...],
   WFSIPMCAPS.dwGuidLights [...] and
   WFSIPMSETGUIDLIGHT.dwCommand */

#define      WFS_IPM_GUIDANCE_NOT_AVAILABLE   (0x00000000)
#define      WFS_IPM_GUIDANCE_OFF              (0x00000001)
#define      WFS_IPM_GUIDANCE_SLOW_FLASH      (0x00000004)
#define      WFS_IPM_GUIDANCE_MEDIUM_FLASH    (0x00000008)
#define      WFS_IPM_GUIDANCE_QUICK_FLASH     (0x00000010)
#define      WFS_IPM_GUIDANCE_CONTINUOUS      (0x00000080)

```

```

#define WFS_IPM_GUIDANCE_RED (0x00000100)
#define WFS_IPM_GUIDANCE_GREEN (0x00000200)
#define WFS_IPM_GUIDANCE_YELLOW (0x00000400)
#define WFS_IPM_GUIDANCE_BLUE (0x00000800)
#define WFS_IPM_GUIDANCE_CYAN (0x00001000)
#define WFS_IPM_GUIDANCE_MAGENTA (0x00002000)
#define WFS_IPM_GUIDANCE_WHITE (0x00004000)
#define WFS_IPM_GUIDANCE_ENTRY (0x00100000)
#define WFS_IPM_GUIDANCE_EXIT (0x00200000)

/* Values of WFSIPMCAPS.fwType */

#define WFS_IPM_TYPESINGLEMEDIAINPUT (0x0001)
#define WFS_IPM_TYPEBUNCHMEDIAINPUT (0x0002)

/* Values of WFSIPMCAPS.fwRetractLocation,
WFSIPMPOSCAPS.fwRetractAreas,
WFSIPMRETRACTMEDIA.wRetractLocation and
WFSIPMRETRACTMEDIAOUT.wRetractLocation */

#define WFS_IPM_CTRLRETRACTTOBIN (0x0001)
#define WFS_IPM_CTRLRETRACTTOTRANSPORT (0x0002)
#define WFS_IPM_CTRLRETRACTTOSTACKER (0x0004)
#define WFS_IPM_CTRLRETRACTTOREBUNCHER (0x0008)

/* Values of WFSIPMCAPS.fwResetControl and
WFSIPMRESET.wMediaControl */

#define WFS_IPM_RESETEJECT (0x0001)
#define WFS_IPM_RESETRERACTTOBIN (0x0002)
#define WFS_IPM_RESETRERACTTOTRANSPORT (0x0004)
#define WFS_IPM_RESETRERACTTOREBUNCHER (0x0008)

/* Values of WFSIPMCAPS.fwImageType,
WFSIPMIMAGEREQUEST.wImageType and
WFSIPMIMAGEDATA.wImageType */

#define WFS_IPM_IMAGEEIF (0x0001)
#define WFS_IPM_IMAGEWMF (0x0002)
#define WFS_IPM_IMAGEBMP (0x0004)
#define WFS_IPM_IMAGEJPG (0x0008)

/* Values of WFSIPMCAPS.fwFrontImageColorFormat,
WFSIPMCAPS.fwBackImageColorFormat,
WFSIPMIMAGEREQUEST.wImageColorFormat and
WFSIPMIMAGEDATA.wImageColorFormat */

#define WFS_IPM_IMAGECOLORBINARY (0x0001)
#define WFS_IPM_IMAGECOLORGRAYSCALE (0x0002)
#define WFS_IPM_IMAGECOLORFULL (0x0004)

/* Values of WFSIPMCAPS.fwFrontScanColor,
WFSIPMCAPS.fwBackScanColor,
WFSIPMCAPS.wDefaultFrontScanColor,
WFSIPMCAPS.wDefaultBackScanColor,
WFSIPMIMAGEREQUEST.wImageScanColor and
WFSIPMIMAGEDATA.wImageScanColor */

#define WFS_IPM_SCANCOLORDEFAULT (0x0000)
#define WFS_IPM_SCANCOLORRED (0x0001)
#define WFS_IPM_SCANCOLORBLUE (0x0002)
#define WFS_IPM_SCANCOLORGREEN (0x0004)
#define WFS_IPM_SCANCOLORYELLOW (0x0008)
#define WFS_IPM_SCANCOLORWHITE (0x0010)

/* Values of WFSIPMCAPS.fwCodelineFormat,
WFSIPMCODELINEMAPPING.wCodelineFormat,
WFSIPMCODELINEMAPPINGOUT.wCodelineFormat,
WFSIPMMEDIAINREQUEST.wCodelineFormat and

```

```

WFSIPMREADIMAGEIN.wCodelineFomat */

#define WFS_IPM_CODELINECMC7 (0x0001)
#define WFS_IPM_CODELINEE13B (0x0002)
#define WFS_IPM_CODELINEOCR (0x0004)
#define WFS_IPM_CODELINEOCRA (0x0008)
#define WFS_IPM_CODELINEOCRB (0x0010) /* Values of
WFSIPMCAPS.fwDataSource,
WFSIPMIMAGEREQUEST.wImageSource and
WFSIPMIMAGEDATA.wImageSource */

#define WFS_IPM_IMAGEFRONT (0x0001)
#define WFS_IPM_IMAGEBACK (0x0002)
#define WFS_IPM_CODELINE (0x0004)

/* Values of WFSIPMCAPS.fwReturnedItemsProcessing */

#define WFS_IPM_RETITEMENDORSE (0x0001)
#define WFS_IPM_RETITEMENDORSEIMAGE (0x0002)

/* Values of WFSIPMMEDIABIN.fwType */

#define WFS_IPM_TYPEMEDIAIN (0x0001)
#define WFS_IPM_TYPERETRACT (0x0002)

/* Values of WFSIPMMEDIABIN.wMediaType */

#define WFS_IPM_MEDIATYPIPM (0x0001)
#define WFS_IPM_MEDIATYPCOMPOUND (0x0002)

/* Values of WFSIPMMEDIABIN.usStatus */

#define WFS_IPM_STATMBOK (1)
#define WFS_IPM_STATMBFULL (2)
#define WFS_IPM_STATMBHIGH (3)
#define WFS_IPM_STATMBINOP (4)
#define WFS_IPM_STATMBMISSING (5)
#define WFS_IPM_STATMBUNKNOWN (6)
#define WFS_IPM_STATMBEMPTY (7)

/* Values of WFSIPMTRANSSTATUS.wMediaInTransaction */

#define WFS_IPM_MITOK (0)
#define WFS_IPM_MITACTIVE (1)
#define WFS_IPM_MITROLLBACK (2)
#define WFS_IPM_MITROLLBACKAFTERDEPOSIT (3)
#define WFS_IPM_MITRETRACT (4)
#define WFS_IPM_MITFAILURE (5)
#define WFS_IPM_MITUNKNOWN (6)
#define WFS_IPM_MITRESET (7)

/* Values of WFSIPMMEDIASTATUS.wMediaLocation */

#define WFS_IPM_LOCATION_DEVICE (0)
#define WFS_IPM_LOCATION_BIN (1)
#define WFS_IPM_LOCATION_CUSTOMER (2)
#define WFS_IPM_LOCATION_UNKNOWN (3)

/* Values of WFSIPMMEDIASTATUS.wCustomerAccess */

#define WFS_IPM_ACCESSUNKNOWN (0)
#define WFS_IPM_ACCESSCUSTOMER (1)
#define WFS_IPM_ACCESSNONE (2)

/* Values of WFSIPMIMAGEDATA.wImageStatus */

#define WFS_IPM_DATAOK (0)
#define WFS_IPM_DATASRCNOTSUPP (1)
#define WFS_IPM_DATASRCMISSING (2)

```

```

/* Values of WFSIPMMEDIASTATUS.wMagneticReadIndicator and
   WFSIPMMEDIADATA.wMagneticReadIndicator */

#define WFS_IPM_MRI_MICR (0)
#define WFS_IPM_MRI_NOT_MICR (1)
#define WFS_IPM_MRI_NO_MICR (2)
#define WFS_IPM_MRI_UNKNOWN (3)
#define WFS_IPM_MRI_NOTMICRFORMAT (4)
#define WFS_IPM_MRI_NOT_READ (5)

/* Values of WFSIPMCAPS.fwInsertOrientation,
   WFSIPMMEDIASTATUS.fwInsertOrientation and
   WFSIPMMEDIADATA.fwInsertOrientation */

#define WFS_IPM_INSUNKNOWN (0x0000)
#define WFS_IPM_INSCODELINERIGHT (0x0001)
#define WFS_IPM_INSCODELINELEFT (0x0002)
#define WFS_IPM_INSCODELINEBOTTOM (0x0004)
#define WFS_IPM_INSCODELINETOP (0x0008)
#define WFS_IPM_INSFACEUP (0x0010)
#define WFS_IPM_INSFACEDOWN (0x0020)

/* Values of WFSIPMMEDIASTATUS.wMediaValidity and
   WFSIPMMEDIADATA.wMediaValidity */

#define WFS_IPM_ITEMOK (0)
#define WFS_IPM_ITEMSUSPECT (1)
#define WFS_IPM_ITEMUNKNOWN (2)
#define WFS_IPM_ITEMNOVALIDATION (3)

/* Values of WFSIPMSUPPLYREPLEN.fwSupplyReplen */

#define WFS_IPM_REPLEN_TONER (0x0001)
#define WFS_IPM_REPLEN_INK (0x0002)

/* Values of WFSIPMMEDIAAREFUSED.wReason */

#define WFS_IPM_REFUSED_FOREIGNITEMS (1)
#define WFS_IPM_REFUSED_STACKERFULL (2)
#define WFS_IPM_REFUSED_CODELINEINVALID (3)
#define WFS_IPM_REFUSED_INVALIDMEDIA (4)
#define WFS_IPM_REFUSED_TOOLONG (5)
#define WFS_IPM_REFUSED_TOOSHORT (6)
#define WFS_IPM_REFUSED_TOOWIDE (7)
#define WFS_IPM_REFUSED_TOONARROW (8)
#define WFS_IPM_REFUSED_TOOTHICK (9)
#define WFS_IPM_REFUSED_INVALIDORIENTATION (10)
#define WFS_IPM_REFUSED_DOUBLEDETECT (11)
#define WFS_IPM_REFUSED_REFUSEPOSFULL (12)
#define WFS_IPM_REFUSED_RETURNBLOCKED (13)
#define WFS_IPM_REFUSED_INVALIDBUNCH (14)
#define WFS_IPM_REFUSED_OTHERITEM (15)
#define WFS_IPM_REFUSED_OTHERBUNCH (16)
#define WFS_IPM_REFUSED_JAMMING (17)
#define WFS_IPM_REFUSED_METAL (18)

/* Values of WFSIPMMEDIAAREFUSED.wMediaLocation and
   WFSIPMPRESENTMEDIA.wPosition */

#define WFS_IPM_REFUSE_INPUT (1)
#define WFS_IPM_REFUSE_REFUSED (2)
#define WFS_IPM_REFUSE_REBUNCHER (3)
#define WFS_IPM_REFUSE_STACKER (4)

/* Values of WFSIPMMBERROR.wFailure */

#define WFS_IPM_MEDIABINJAMMED (1)
#define WFS_IPM_MEDIABINERROR (2)
#define WFS_IPM_MEDIABINFULL (3)
#define WFS_IPM_MEDIABINNOTCONF (4)

```

CWA 16926-18:2022 (E)

```
#define WFS_IPM_MEDIABININVALID (5)
#define WFS_IPM_MEDIABINCONFIG (6)
#define WFS_IPM_MEDIABINFEEDPROBLEM (7)

/* Values of WFSIPMMEDIAREJECTED.wReason */

#define WFS_IPM_REJECT_LONG (1)
#define WFS_IPM_REJECT_THICK (2)
#define WFS_IPM_REJECT_DOUBLE (3)
#define WFS_IPM_REJECT_TRANSPORT (4)
#define WFS_IPM_REJECT_SHUTTER (5)
#define WFS_IPM_REJECT_REMOVED (6)
#define WFS_IPM_REJECT_METAL (7)
#define WFS_IPM_REJECT_FOREIGNITEMS (8)
#define WFS_IPM_REJECT_OTHER (9)

/* Values of WFSIPMSCANNERTHRESHOLD.wScanner */

#define WFS_IPM_FRONTSCANNER (1)
#define WFS_IPM_BACKSCANNER (2)

/* Values of WFSIPMSTATUS.wAntiFraudModule */

#define WFS_IPM_AFMNOTSUPP (0)
#define WFS_IPM_AFMOK (1)
#define WFS_IPM_AFMINOP (2)
#define WFS_IPM_AFMDEVICEDETECTED (3)
#define WFS_IPM_AFMUNKNOWN (4)

/* XFS IPM Errors */

#define WFS_ERR_IPM_NOMEDIAPRESENT (- (IPM_SERVICE_OFFSET + 1))
#define WFS_ERR_IPM_MEDIABINFULL (- (IPM_SERVICE_OFFSET + 2))
#define WFS_ERR_IPM_STACKERFULL (- (IPM_SERVICE_OFFSET + 3))
#define WFS_ERR_IPM_SHUTTERFAIL (- (IPM_SERVICE_OFFSET + 4))
#define WFS_ERR_IPM_MEDIAJAMMED (- (IPM_SERVICE_OFFSET + 5))
#define WFS_ERR_IPM_FILEIOERROR (- (IPM_SERVICE_OFFSET + 6))
#define WFS_ERR_IPM_INKOUT (- (IPM_SERVICE_OFFSET + 7))
#define WFS_ERR_IPM_TONEROUT (- (IPM_SERVICE_OFFSET + 8))
#define WFS_ERR_IPM_SCANNERINOP (- (IPM_SERVICE_OFFSET + 9))
#define WFS_ERR_IPM_MICRINOP (- (IPM_SERVICE_OFFSET + 10))
#define WFS_ERR_IPM_SEQUENCEINVALID (- (IPM_SERVICE_OFFSET + 11))
#define WFS_ERR_IPM_INVALID_PORT (- (IPM_SERVICE_OFFSET + 12))
#define WFS_ERR_IPM_FOREIGNITEMSDETECTED (- (IPM_SERVICE_OFFSET + 13))
#define WFS_ERR_IPM_INVALIDMEDIAID (- (IPM_SERVICE_OFFSET + 14))
#define WFS_ERR_IPM_MEDIABINERROR (- (IPM_SERVICE_OFFSET + 15))
#define WFS_ERR_IPM_POSITIONNOTEMPTY (- (IPM_SERVICE_OFFSET + 16))
#define WFS_ERR_IPM_INVALIDDBIN (- (IPM_SERVICE_OFFSET + 17))
#define WFS_ERR_IPM_NOBIN (- (IPM_SERVICE_OFFSET + 18))
#define WFS_ERR_IPM_REFUSEDITEMS (- (IPM_SERVICE_OFFSET + 19))
#define WFS_ERR_IPM_ALLBINSFULL (- (IPM_SERVICE_OFFSET + 20))
#define WFS_ERR_IPM_FEEDERNOTEMPTY (- (IPM_SERVICE_OFFSET + 21))
#define WFS_ERR_IPM_MEDIAREJECTED (- (IPM_SERVICE_OFFSET + 22))
#define WFS_ERR_IPM_FEEDERINOPERATIVE (- (IPM_SERVICE_OFFSET + 23))
#define WFS_ERR_IPM_MEDIAPRESENT (- (IPM_SERVICE_OFFSET + 24))
#define WFS_ERR_IPM_POWERSAVETOOSHORT (- (IPM_SERVICE_OFFSET + 25))
#define WFS_ERR_IPM_POWERSAVEMEDIAPRESENT (- (IPM_SERVICE_OFFSET + 26))
#define WFS_ERR_IPM_CASHINACTIVE (- (IPM_SERVICE_OFFSET + 27))
#define WFS_ERR_IPM_MEDIAINACTIVE (- (IPM_SERVICE_OFFSET + 28))
#define WFS_ERR_IPM_COMMANDUNSUPP (- (IPM_SERVICE_OFFSET + 29))
#define WFS_ERR_IPM_SYNCHRONIZEUNSUPP (- (IPM_SERVICE_OFFSET + 30))

/*=====*/
/* IPM Info Command Structures */
/*=====*/

typedef struct _wfs_ipm_pos
{
    WORD wShutter;
    WORD wPositionStatus;
```

```

        WORD                wTransport;
        WORD                wTransportMediaStatus;
        WORD                fwJammedShutterPosition;

} WFSIPMPOS, *LPWFSIPMPOS;

typedef struct _wfs_ipm_status
{
    WORD                fwDevice;
    WORD                wAcceptor;
    WORD                wMedia;
    WORD                wToner;
    WORD                wInk;
    WORD                wFrontImageScanner;
    WORD                wBackImageScanner;
    WORD                wMICRReader;
    WORD                wStacker;
    WORD                wReBuncher;
    WORD                wMediaFeeder;
    LPWFSIPMPOS        *lppPositions;
    DWORD              dwGuidLights[WFS_IPM_GUIDLIGHTS_SIZE];
    LPSTR              lpszExtra;
    WORD                wDevicePosition;
    USHORT             usPowerSaveRecoveryTime;
    WORD                wMixedMode;
    WORD                wAntiFraudModule;
} WFSIPMSTATUS, *LPWFSIPMSTATUS;

typedef struct _wfs_ipm_print_size
{
    WORD                wRows;
    WORD                wCols;
} WFSIPMPRINTSIZE, *LPWFSIPMPRINTSIZE;

typedef struct _wfs_ipm_pos_caps
{
    BOOL                bItemsTakenSensor;
    BOOL                bItemsInsertedSensor;
    WORD                fwRetractAreas;
} WFSIPMPOSCAPS, *LPWFSIPMPOSCAPS;

/* WFS_INF_IPM_CAPABILITIES output structures */

typedef struct _wfs_ipm_caps
{
    WORD                wClass;
    WORD                fwType;
    BOOL                bCompound;
    USHORT             usMaxMediaOnStacker;
    LPWFSIPMPRINTSIZE  lpPrintSize;
    BOOL                bStamp;
    BOOL                bRescan;
    BOOL                bPresentControl;
    BOOL                bApplicationRefuse;
    WORD                fwRetractLocation;
    WORD                fwResetControl;
    BOOL                bRetractCountsItems;
    WORD                fwImageType;
    WORD                fwFrontImageColorFormat;
    WORD                fwBackImageColorFormat;
    WORD                fwFrontScanColor;
    WORD                wDefaultFrontScanColor;
    WORD                fwBackScanColor;
    WORD                wDefaultBackScanColor;
    WORD                fwCodelineFormat;
    WORD                fwDataSource;
    WORD                fwInsertOrientation;
    LPWFSIPMPOSCAPS    *lppPositions;
    DWORD              dwGuidLights[WFS_IPM_GUIDLIGHTS_SIZE];
    LPSTR              lpszExtra;

```

```

        BOOL                bPowerSaveControl;
        BOOL                bImageAfterEndorse;
        WORD                fwReturnedItemsProcessing;
        WORD                wMixedMode;
        BOOL                bMixedDepositAndRollback;
        BOOL                bAntiFraudModule;
        LPDWORD             lpdwSynchronizableCommands;
        LPWFSSIPMPRINTSIZE  lpPrintSizeFront;
    } WFSIPMCAPS, *LPWFSIPMCAPS;

typedef struct _wfs_ipm_hex_data
{
    USHORT                usLength;
    LPBYTE               lpbData;
} WFSIPMXDATA, *LPWFSIPMXDATA;

/* WFS_INF_IPM_CODELINE_MAPPING input and output structures */

typedef struct _wfs_ipm_codeline_mapping
{
    WORD                wCodelineFormat;
} WFSIPMCODELINEMAPPING, *LPWFSIPMCODELINEMAPPING;

typedef struct _wfs_ipm_codeline_mapping_out
{
    WORD                wCodelineFormat;
    LPWFSIPMXDATA       lpxCharMapping;
} WFSIPMCODELINEMAPPINGOUT, *LPWFSIPMCODELINEMAPPINGOUT;

/* WFS_INF_IPM_MEDIA_BIN_INFO output structures */

typedef struct _wfs_ipm_media_bin
{
    USHORT                usBinNumber;
    LPSTR                 lpstrPositionName;
    WORD                 fwType;
    WORD                 wMediaType;
    LPSTR                 lpstrBinID;
    ULONG                ulMediaInCount;
    ULONG                ulCount;
    ULONG                ulRetractOperations;
    BOOL                 bHardwareSensors;
    ULONG                ulMaximumItems;
    ULONG                ulMaximumRetractOperations;
    USHORT               usStatus;
    LPSTR                 lpszExtra;
} WFSIPMMEDIABIN, *LPWFSIPMMEDIABIN;

typedef struct _wfs_ipm_media_bin_info
{
    USHORT                usCount;
    LPWFSIPMMEDIABIN     *lppMediaBin;
} WFSIPMMEDIABININFO, *LPWFSIPMMEDIABININFO;

typedef struct _wfs_ipm_image_data
{
    WORD                wImageSource;
    WORD                wImageType;
    WORD                wImageColorFormat;
    WORD                wImageScanColor;
    WORD                wImageStatus;
    LPSTR                 lpszImageFile;
} WFSIPMIMAGEDATA, *LPWFSIPMIMAGEDATA;

typedef struct _wfs_ipm_media_size
{
    ULONG                ulSizeX;
    ULONG                ulSizeY;
} WFSIPMMEDIASIZE, *LPWFSIPMMEDIASIZE;

```



```

typedef struct _wfs_ipm_mediastatus
{
    USHORT          usMediaID;
    WORD            wMediaLocation;
    USHORT          usBinNumber;
    ULONG           ulCodelineDataLength;
    LPBYTE          lpbCodelineData;
    WORD            wMagneticReadIndicator;
    LPWFSIPMIMAGEDATA *lppImage;
    WORD            fwInsertOrientation;
    LPWFSIPMMEDIASIZE lpMediaSize;
    WORD            wMediaValidity;
    WORD            wCustomerAccess;
} WFSIPMMEDIASTATUS, *LPWFSIPMMEDIASTATUS;

/* WFS_INF_IPM_TRANSACTION_STATUS output structures */

typedef struct _wfs_ipm_trans_status
{
    WORD            wMediaInTransaction;
    USHORT          usMediaOnStacker;
    USHORT          usLastMediaInTotal;
    USHORT          usLastMediaAddedToStacker;
    USHORT          usTotalItems;
    USHORT          usTotalItemsRefused;
    USHORT          usTotalBunchesRefused;
    LPWFSIPMMEDIASTATUS *lppMediaInfo;
    LPSTR           lpszExtra;
} WFSIPMTRANSSTATUS, *LPWFSIPMTRANSSTATUS;

/* WFS_INF_IPM_MEDIA_BIN_CAPABILITIES output structures */

typedef struct _wfs_ipm_media_bin_caps
{
    USHORT          usBinNumber;
    LPSTR           lpstrPositionName;
    BOOL            bHardwareSensors;
    BOOL            bItemSensors;
    LPSTR           lpszExtra;
    ULONG           ulMaximum;
} WFSIPMMEDIABINCAPS, *LPWFSIPMMEDIABINCAPS;

typedef struct _wfs_ipm_bin_caps
{
    USHORT          usCount;
    LPWFSIPMMEDIABINCAPS *lppMediaBinCaps;
} WFSIPMBINCAPS, *LPWFSIPMBINCAPS;

/*=====*/
/* IPM Execute Command Structures */
/*=====*/

typedef struct _wfs_ipm_image_request
{
    WORD            wImageSource;
    WORD            wImageType;
    WORD            wImageColorFormat;
    WORD            wImageScanColor;
    LPSTR           lpszImagePath;
} WFSIPMIMAGEREQUEST, *LPWFSIPMIMAGEREQUEST;

typedef struct _wfs_ipm_media_in_request
{
    WORD            wCodelineFormat;
    LPWFSIPMIMAGEREQUEST *lppImage;
    USHORT          usMaxMediaOnStacker;
    BOOL            bApplicationRefuse;
} WFSIPMMEDIAINREQUEST, *LPWFSIPMMEDIAINREQUEST;

```

```

typedef struct _wfs_ipm_media_in
{
    USHORT                usMediaOnStacker;
    USHORT                usLastMedia;
    USHORT                usLastMediaOnStacker;
    WORD                  wMediaFeeder;
} WFSIPMMEDIAIN, *LPWFSIPMMEDIAIN;

/* WFS_CMD_IPM_MEDIA_IN_END structures */

typedef struct _wfs_ipm_media_in_end
{
    USHORT                usItemsReturned;
    USHORT                usItemsRefused;
    USHORT                usBunchesRefused;
    LPWFSIPMMEDIABININFO lpMediaBinInfo;
} WFSIPMMEDIAINEND, *LPWFSIPMMEDIAINEND;

typedef struct _wfs_ipm_read_image_request
{
    USHORT                usMediaID;
    WORD                  wCodelineFormat;
    LPWFSIPMIMAGEREQUEST *lppImage;
} WFSIPMREADIMAGEIN, *LPWFSIPMREADIMAGEIN;

typedef struct _wfs_ipm_mediadata
{
    USHORT                usMediaID;
    ULONG                ulCodelineDataLength;
    LPBYTE                lpbCodelineData;
    WORD                  wMagneticReadIndicator;
    LPWFSIPMIMAGEDATA    *lppImage;
    WORD                  fwInsertOrientation;
    LPWFSIPMMEDIASIZE    lpMediaSize;
    WORD                  wMediaValidity;
} WFSIPMMEDIADATA, *LPWFSIPMMEDIADATA;

/* WFS_CMD_IPM_SET_DESTINATION structures */

typedef struct _wfs_ipm_set_destination
{
    USHORT                usMediaID;
    USHORT                usBinNumber;
} WFSIPMSETDESTINATION, *LPWFSIPMSETDESTINATION;

typedef struct _wfs_ipm_next_item_out
{
    WORD                  wMediaFeeder;
} WFSIPMNEXTITEMOUT, *LPWFSIPMNEXTITEMOUT;

/* WFS_CMD_IPM_PRESENT_MEDIA structures */

typedef struct _wfs_ipm_present_media
{
    WORD                  wPosition;
} WFSIPMPRESENTMEDIA, *LPWFSIPMPRESENTMEDIA;

/* WFS_CMD_IPM_RETRACT_MEDIA structures */

typedef struct _wfs_ipm_retract_media
{
    WORD                  wRetractLocation;
    USHORT                usBinNumber;
} WFSIPMRETRACTMEDIA, *LPWFSIPMRETRACTMEDIA;

typedef struct _wfs_ipm_retract_media_out
{
    USHORT                usMedia;
    WORD                  wRetractLocation;
    USHORT                usBinNumber;
}

```

```

} WFSIPMRETRACTMEDIAOUT, *LPWFSIPMRETRACTMEDIAOUT;

/* WFS_CMD_IPM_PRINT_TEXT structures */

typedef struct _wfs_ipm_print_text
{
    USHORT                usMediaID;
    BOOL                  bStamp;
    LPWSTR                lpszPrintData;
} WFSIPMPRINTTEXT, *LPWFSIPMPRINTTEXT;

/* WFS_CMD_IPM_GET_IMAGE_AFTER_PRINT structures */

typedef struct _wfs_ipm_get_image_after_print
{
    USHORT                usMediaID;
    LPWFSIPMIMAGEREQUEST *lppImage;
} WFSIPMGETIMAGEAFTERPRINT, *LPWFSIPMGETIMAGEAFTERPRINT;

/* WFS_CMD_IPM_ACCEPT_ITEM structures */

typedef struct _wfs_ipm_accept_item
{
    BOOL                  bAccept;
} WFSIPMACCEPTITEM, *LPWFSIPMACCEPTITEM;

/* WFS_CMD_IPM_RESET structures */

typedef struct _wfs_ipm_reset
{
    WORD                  wMediaControl;
    USHORT                usBinNumber;
} WFSIPMRESET, *LPWFSIPMRESET;

/* WFS_CMD_IPM_SUPPLY_REPLENISH structures */

typedef struct _wfs_ipm_supply_replen
{
    WORD                  fwSupplyReplen;
} WFSIPMSUPPLYREPLEN, *LPWFSIPMSUPPLYREPLEN;

/* WFS_CMD_IPM_SET_GUIDANCE_LIGHT structures */

typedef struct _wfs_ipm_set_guidlight
{
    WORD                  wGuidLight;
    DWORD                 dwCommand;
} WFSIPMSETGUIDLIGHT, *LPWFSIPMSETGUIDLIGHT;

/* WFS_CMD_IPM_POWER_SAVE_CONTROL structure */

typedef struct _wfs_ipm_power_save_control
{
    USHORT                usMaxPowerSaveRecoveryTime;
} WFSIPMPOWERSAVECONTROL, *LPWFSIPMPOWERSAVECONTROL;

typedef struct _wfs_ipm_setmode
{
    WORD                  wMixedMode;
} WFSIPMSETMODE, *LPWFSIPMSETMODE;

typedef struct _wfs_ipm_synchronize_command
{
    DWORD                 dwCommand;
    LPVOID                lpCmdData;
} WFSIPMSYNCHRONIZECOMMAND, *LPWFSIPMSYNCHRONIZECOMMAND;

/*=====*/
/* IPM Message Structures */
/*=====*/

```

```
/* WFS_EXEE_IPM_MEDIABINERROR structure */

typedef struct _wfs_ipm_mb_error
{
    WORD                wFailure;
    LPWFSIPMMEDIABIN    lpMediaBin;
} WFSIPMMBERROR, *LPWFSIPMMBERROR;

/* WFS_SRVE_IPM_MEDIATAKEN structure */

typedef struct _wfs_ipm_position
{
    WORD                wPosition;
} WFSIPMPOSITION, *LPWFSIPMPOSITION;

/* WFS_USRE_IPM_TONERTHRESHOLD and
   WFS_USRE_IPM_INKTHRESHOLD structures */

typedef struct _wfs_ipm_threshold
{
    WORD                wThreshold;
} WFSIPMTHRESHOLD, *LPWFSIPMTHRESHOLD;

/* WFS_USRE_IPM_SCANNERTHRESHOLD structure */

typedef struct _wfs_ipm_scanner_threshold
{
    WORD                wScanner;
    WORD                wThreshold;
} WFSIPMSCANNERTHRESHOLD, *LPWFSIPMSCANNERTHRESHOLD;

/* WFS_SRVE_IPM_MEDIADETECTED structure */

typedef struct _wfs_ipm_media_detected
{
    WORD                wPosition;
    USHORT              usRetractBinNumber;
} WFSIPMMEDIADETECTED, *LPWFSIPMMEDIADETECTED;

/* WFS_EXEE_IPM_MEDIAPRESENTED structure */

typedef struct _wfs_ipm_media_presented
{
    WORD                wPosition;
    USHORT              usBunchIndex;
    USHORT              usTotalBunches;
} WFSIPMMEDIAPRESENTED, *LPWFSIPMMEDIAPRESENTED;

/* WFS_EXEE_IPM_MEDIAREFUSED structure */

typedef struct _wfs_ipm_media_refused
{
    WORD                wReason;
    WORD                wMediaLocation;
    BOOL                bPresentRequired;
    LPWFSIPMMEDIASIZE    lpMediaSize;
} WFSIPMMEDIAREFUSED, *LPWFSIPMMEDIAREFUSED;

/* WFS_EXEE_IPM_MEDIAREJECTED structure */

typedef struct _wfs_ipm_media_rejected
{
    WORD                wReason;
} WFSIPMMEDIAREJECTED, *LPWFSIPMMEDIAREJECTED;

/* WFS_SRVE_IPM_DEVICEPOSITION structure */

typedef struct _wfs_ipm_device_position
{

```

```

        WORD                wPosition;
    } WFSIPMDEVICEPOSITION, *LPWFSIPMDEVICEPOSITION;

/* WFS_SRVE_IPM_POWERSAVECHANGE structure */

typedef struct _wfs_ipm_power_save_change
{
    USHORT                usPowerSaveRecoveryTime;
} WFSIPMPOWERSAVECHANGE, *LPWFSIPMPOWERSAVECHANGE;

typedef struct _wfs_ipm_shutter_status_changed
{
    WORD                fwPosition;
    WORD                fwShutter;
} WFSIPMSHUTTERSTATUSCHANGED, *LPWFSIPMSHUTTERSTATUSCHANGED;

/* restore alignment */
#pragma pack(pop)

#ifdef __cplusplus
} /*extern "C"*/
#endif

#endif /* __INC_XFSIPM__H */

```